



# PRODUCT

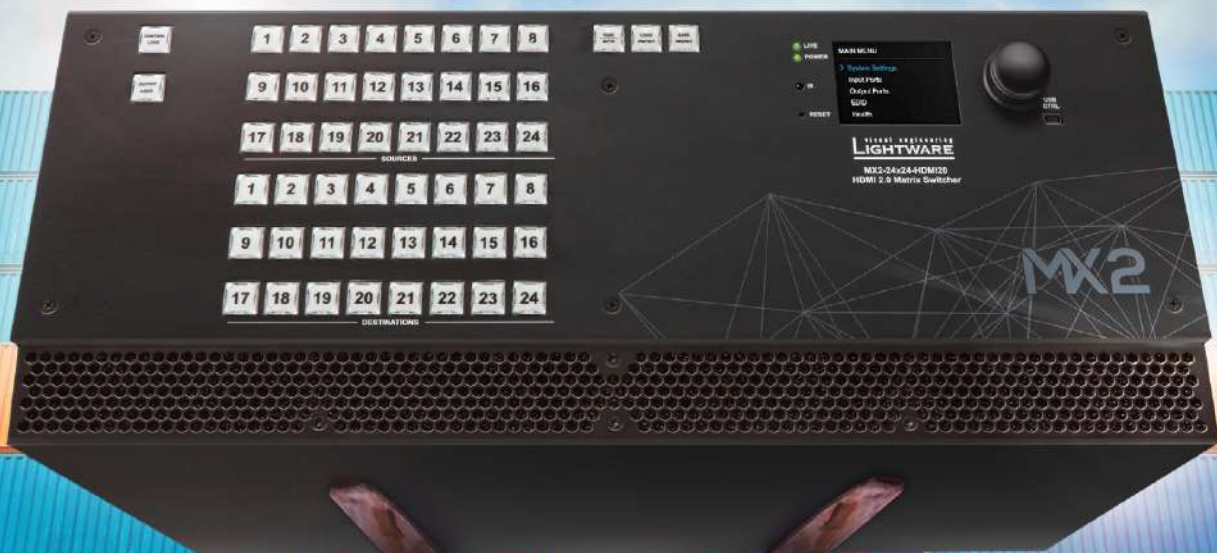
L I N E  
2 0 1 9

visual engineering  
**LIGHTWARE**

---

visual engineering  
**LIGHTWARE**

lightware.com



**MX2-24x24-HDMI20**

Standalone **HDMI 2.0** Matrix Switcher Series  
with Uncompromised **4K UHD** Resolution at **60 Hz 4:4:4**



PRODUCT  
L I N E  
2 0 1 9

Table of Contents .....	4
Company .....	6
<b>Lightware Technologies</b> .....	8
Instantaneous Switching .....	10
Advanced EDID Management .....	10
HDCP Compatibility .....	10
Single Fiber Technology .....	10
Pixel Accurate Reclocking .....	11
Cross Compatibility .....	11
3D Formats Support .....	11
Built-in Cable Compensation .....	11
Advanced Control Options .....	11
4K UHD Support .....	11
Frame Detector and Input Signal Analysis .....	12
Lightware Device Controller .....	12
Configuration Cloning .....	12
Reliability & Redundancy .....	12
RS-232 Over Fiber and TPS .....	13
Advanced Audio Options .....	13
RICOD (Remote Input Control over DDC) .....	13
TPS Cable Diagnostics Tool .....	13
Event Manager .....	14
UMX Technology .....	18
Breakaway Audio/Video Switching .....	18
Analog to Digital Conversion .....	18
25G Technologies .....	19
Multilayer Switching .....	19
Advanced Graphical User Interface .....	20
Room Management .....	20
User Access Management .....	20
<b>Hybrid Modular Matrix Switchers</b> .....	21
Frames and Boards Summary .....	22
Matrix Switcher Frames .....	24
MX-CPU2 .....	25
MX-RCP16 and MX-RCP32 .....	25
Frame Specifications .....	26
<b>Input Boards</b>	
MX-DVIDL-IB .....	28
MX-DVI-HDCP-IB .....	28
MX-DVII-HDCP-IB .....	29
MX-3GSDI-IB .....	29
MX-HDMI-3D-IB, -A, -S .....	30
MX-DVI-4K-IB .....	30
MX-4TPS2-4HDMI-IB, -A, -S, -P, -AP, -SP .....	32
MX-TPS-IB, -A, -S .....	33
MX-TPS2-IB-P, -AP, -SP .....	34
MX-DVI-OPT-IB -LC, -NT, -SC, -ST .....	36
MX-DVIDL-OPT-IB-LC, -NT .....	36
MX-HDMI-OPT-IB-LC, -NT, -SC .....	37
<b>Output Boards</b>	
MX-HDMI-3D-OB, -A, -S .....	38
MX-DVI-4K-OB .....	38
MX-4TPS2-4HDMI-OB, -A, -S, -P, -AP, -SP .....	39
MX-TPS-OB, -A, -S .....	40

MX-TPS2-OB-P, -AP, -SP .....	41
MX-AUDIO-OB-A .....	42
MX-DVIDL-OB .....	42
MX-DVI-HDCP-OB .....	42
MX-DVI-OPT-OB -LC, -ST, -SC .....	43
MX-DVI-OPT-OB-R, -LC, -ST, -SC, -NT .....	43
MX-DVIDL-OPT-OB -LC, -NT .....	44
MX-HDMI-OPT-OB-LC, -SC, -NT .....	44
MX-HDMI-OPT-OB-R-LC, -SC, -NT .....	44

## Standalone Matrix Switchers .....

MX2-16x16-HDMI20 Series, MX2-24x24-HDMI20 Series .....	46
MX2-8x8-HDMI20-Audio-L .....	50
MX2-8x8-DH8DPi-A, MX2-24x24-DH-12DPi-A .....	52
UMX-HDMI-140, UMX-HDMI-140-Plus .....	53
MMX4x2-HDMI .....	54
MMX4x2-HT200 .....	55
MMX6x2-HT220 .....	56
MMX6x2-HT210 .....	57
MMX6x2-HT200 .....	57
MMX8x4-HT420M .....	60
MMX8x4-HT400MC .....	61
MMX8x8-HDMI-4K-A .....	62
MX8x8DVI-Pro, MX8x4DVI-Pro .....	63
MX8x8DVI-HDCP-Pro .....	64
MX8x8HDMI-Pro .....	65
MX4x4DVI-DL, MX6x6DVI-DL, MX8x8DVI-DL .....	66
MX9x9DVI-Slim, MX12x12DVI-Slim and MX16x16DVI-Slim .....	67
MX9x9DVI-Plus, MX12x12DVI-Plus and MX16x16DVI-Plus .....	68

## Interfaces and Distribution Amplifiers .....

EDID Manager V4 .....	69
HDMI-4K Manager .....	70
HDMI-4K De-embedder .....	70
TBP6-EU-K, TBP6-EU-W .....	71
RAP-B511 .....	72
DA2DVI-HDCP-Pro .....	73
DVISL-, DVIDL-, HDMI-Extender .....	73
DA2DVI-DL .....	74
DA4-3GSDI .....	74
DA2HDMI-4K-Plus-A .....	75
DA2HDMI-4K-Plus .....	75

## Signal Extenders .....

<b>TPS Extenders</b> .....	76
UMX-TPS-TX140, UMX-TPS-TX140-Plus .....	77
UMX-TPS-TX130 .....	78
UMX-TPS-TX120 .....	78
WP-UMX-TPS-TX130-US-Black, -White .....	79
WP-UMX-TPS-TX120-US-Black, -White .....	79
SW4-TPS-TX240 .....	80
HDMI-TPS-RX110AY .....	81
DVI-HDCP-TPS-TX97, DVI-HDCP-TPS-RX97 .....	82

HDMI-TPS-TX97, HDMI-TPS-RX97 .....	82	Rental & Staging .....	121
DVI-HDCP-TPS-TX95, DVI-HDCP-TPS-RX95 .....	83	Marine Installations .....	121
HDMI-TPS-TX95, HDMI-TPS-RX95 .....	83	Business Office Centers .....	122
DVI-HDCP-TPS-TX220, DVI-HDCP-TPS-TX210 .....	84	Safety-critical Systems .....	122
HDMI-TPS-TX220, HDMI-TPS-TX210 .....	84	3D Visualization .....	122
DP-TPS-TX220, DP-TPS-TX210 .....	85	UBEX-PRO20-HDMI-F100 .....	<b>new!</b> 123
TPS-PI-1P1 .....	86	UBEX-PRO20-HDMI-F110 .....	<b>coming soon!</b> 123
HDMI-TPS-RX120-HDSR .....	88	UBEX-PRO20-HDMI-F120 .....	<b>coming soon!</b> 123
HDMI20-TPSPro-TX110AP, HDMI20-TPSPro-RX110A .....	89	UBEX Comperation Chart .....	124
WP/FP-HDMI-TPS-TX/RX-97 .....	90	UBEX-MMU-X200 .....	<b>new!</b> 124
FP-UMX-TPS-TX130-MKM .....	91	VINX-120-HDMI-ENC and VINX-110-HDMI-DEC .....	126
TPS TX Connector Comparison Chart .....	91	VINX-120AP-HDMI-ENC, VINX-210AP-HDMI-ENC .....	
<b>Twisted Pair Extenders</b> .....	92	VINX-110AP-HDMI-DEC .....	<b>coming soon!</b> 127
DVI-TP-TX200, DVI-TP-RX100 .....	92	<b>25G Hybrid</b> .....	128
HDMI-TP-TX/RX50 .....	92	25G Hybrid Technology .....	130
DVI-TP-TX200DL and DVI-TP-RX100DL .....	92	<b>25G Configuration</b> .....	131
<b>Fiber Optical Extenders</b> .....	93	25G-FR160x160, 25G-FR120x120 /	
HDMI20-OPTC-TX/RX220-Pro, HDMI20-OPTC-TX/RX220-FOX ..	94	25G-FR160x80, 25G-FR80x160 .....	132
HDMI20-OPTC-TX/RX220-NTQ, .....	<b>new!</b> 94	25G-FR80x80 .....	132
HDMI20-OPTC-TX/RX220-PCN .....	<b>new!</b> 94	25G-CPUB1 .....	133
HDMI20-OPTJ-TX90, HDMI20-OPTJ-RX90 .....	95	25G-PSU-1600 (1200) .....	133
UMX-OPT-TX150R .....	96	<b>25G Media Layers</b> .....	134
DVI-OPT-TX110, DVI-OPT-RX110 .....	97	Video Layer with Embedded Audio .....	134
DVI-OPT-TX220-Pro, DVI-OPT-RX220-Pro,		25G-FORWARD-AUDIO .....	134
DVI-OPT-TX220-ST-Pro, DVI-OPT-RX220-ST-Pro .....	98	25G-RETURN-AUDIO .....	134
HDMI-OPT-TX/RX100, HDMI-OPT-TX/RX100R .....	99	25G-ETHERNET .....	135
HDMI-OPT-TX100R, HDMI-OPT-RX200R .....	99	25G-USB-HID .....	135
SW4-OPT-TX240RAK .....	100	25G-IR .....	135
HDMI-3D-OPT-TX210A and HDMI-3D-OPT-TX210RAK .....	101	25G-CEC .....	135
HDMI-3D-OPT-RX150RA .....	102	25G-RS-232 .....	135
DVIDL-OPT-TX200, DVIDL-OPT-RX100 .....	102	<b>25G Input Boards</b> .....	136
DP-OPT-TX100, DP-OPT-RX100 .....	104	25G-8DVID2-IB series .....	136
DP-OPT-TX150, DP-OPT-RX150 .....	105	25G-8HDMI2-IB series .....	138
DVI-HDCP-OPTS-TX90, DVI-HDCP-OPTS-RX90 .....	106	25G-8TPS2-IB Series .....	140
DVI-HDCP-OPTM-TX90, DVI-HDCP-OPTM-RX90 .....	106	25G-OPTS2-IB- LC, -SC, -ST, -NT .....	142
BR-NT .....	107	25G-OPTM2-IB- LC, -SC, -ST, -NT .....	143
SP2-OPT-LC, -NT, -SC, -ST .....	107	<b>25G Output Boards</b> .....	144
Fiber Optic Extenders Comparison Chart .....	108	25G-8DVID2-OB Series .....	144
Fiber Optic Extension System Comparison Chart .....	109	25G-8HDMI2-OB Series .....	145
<b>Accessories</b> .....	110	25G-8TPS2-OB Series .....	146
Mounting Kits .....	110	25G-8OPTS2-OB- LC, -SC, -ST, -NT .....	148
Power Supplies and Accessories .....	112	25G-8OPTM2-OB- LC, -SC, -ST, -NT .....	149
Accessories Compatibility Table .....	113	25G-MX Boards .....	150
OPTJ PowerTray NTD, NTQ, SC .....	<b>new!</b> 114		
TBP-16-205 .....	<b>new!</b> 115		
<b>AV Over IP</b> .....	116		
UBEX-PRO20-HDMI-F100, -F110, -F120 .....	117		
AV Over IP Multimedia System .....	117		
Operation Modes .....	118		
Unique Advantages .....	119		
Configuration Modes .....	120		

## Company

**Lightware Visual Engineering** is a leading manufacturer of DVI, HDMI and DisplayPort matrix switchers, signal extenders and accessories for the professional AV market. Our goal is to recognize industry needs and develop performance-rich products of the highest quality by continuously consulting with integrators, rental technicians and design engineers.

**Pro-series Matrix Routers.** The technology built into our Pro-series DVI matrix routers breaks many standard limitations; allowing 60 meters DVI cable on input, Advanced EDID Management, Pixel Accurate Reclocking, LAN, RS-232, RS-422 control, fiber cable powering and more. All signals from Single-Link to the highest resolution Dual-Link DVI can be managed by Lightware Pro-series routers which deliver the ultimate performance in signal conditioning, retransmission and easy system integration.

**Hybrid Modular Design.** Lightware's MX series router frames and I/O board family incorporate broad signal compatibility, precise switching, control, troubleshooting and signal measurement. AV professionals can choose various I/O sizes, video signal types and transport media options thanks to our Hybrid Modular Design. The MX series matrix backplanes are capable of switching 12.8 Gigabit per second data rates allowing transportation of HDMI 1.4, 4K UHD, 3D and DisplayPort 1.1 video signals.

**25G Hybrid Technology.** 25G Hybrid Signal Management introduces a completely new concept to the AV industry. Innovative engineering and design created a uniquely new Multilayer Management technology, which allows managing, switching and extending digital and analog video, audio, Ethernet, and control. Designed to deliver exceptionally high resolution image quality and 24/7 reliability, the 25G Hybrid technology establishes a new standard in the professional AV industry.



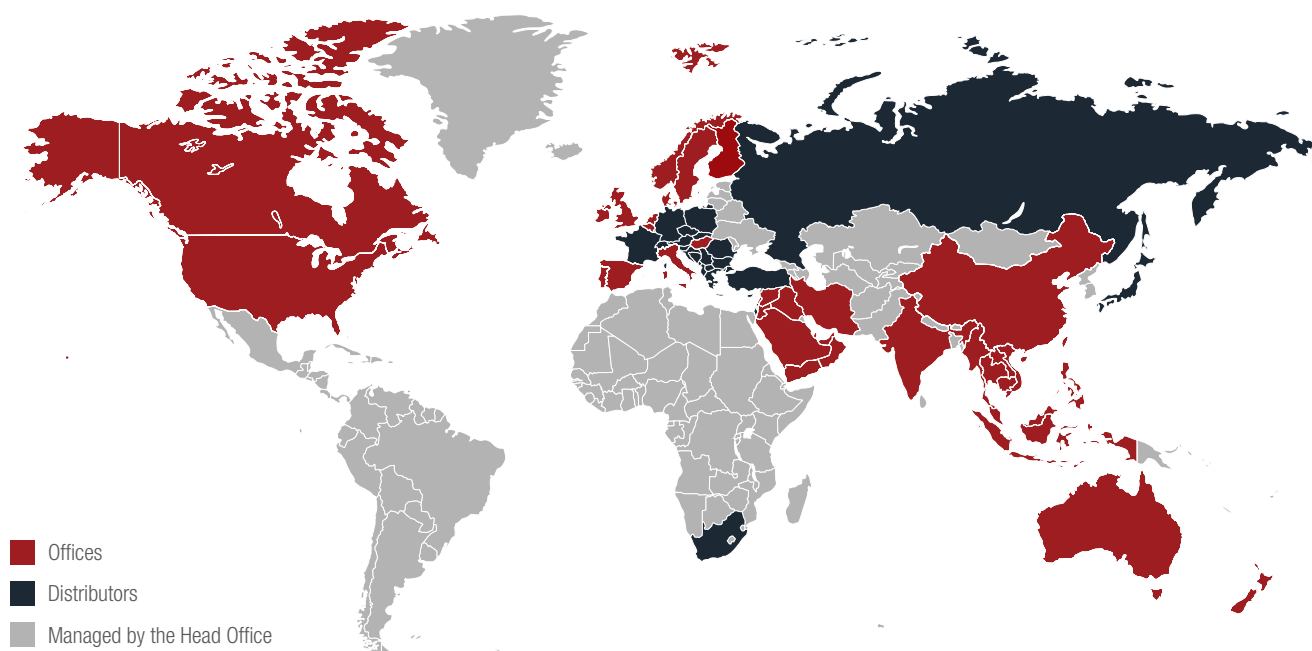
**High Fidelity Signal Management.** All Lightware products utilize pixel by pixel signal transmission between endpoints. The lack of latency and compression ensures that the signal keep its original quality. This is achieved by employing such proprietary Lightware technologies as Pixel Accurate Reclocking and Single Fiber Technology.

**Research and Development.** Lightware technology incorporates numerous professional features developed by our R+D centre in Budapest. These features are Lightware's own intellectual property and some have now become industry standards. Lightware products are solely designed, developed and manufactured in Hungary in the European Union.

**Trainings and Education.** Lightware Visual Engineering organizes educational seminars designed to provide an insight into the specifics, pitfalls and best practices when integrating the major digital video formats. At these events Lightware trainers and engineers respond to questions, and present a deep insight of the digital standards and their application.



**Lightware Worldwide.** Our products are available in more than 40 countries in Europe, Asia, Australia, Middle East and in North America through our offices and distributors. We also find it important to show our latest technologies and products at the finest events of the audiovisual industry worldwide. We are always present at the ISE Forums in the Amsterdam RAI, at the InfoComm shows and at several other events.

**Customer Satisfaction Above All.** At Lightware we believe in strong direct support service: our engineers spend long service hours at installation premises, if that seems necessary, and never leave any possible problem untreated or unresolved. Nevertheless, owing to the quality assurance and the professional design of our products we have a rather low number of post-sale support calls.





# TECHNOLOGIES

## LIGHTWARE RESEARCH AND DEVELOPMENT









### Instantaneous Switching without Signal Latency

All Lightware matrix routers and standalone extenders – even the analog VGA or 3G-SDI Input Boards – add no frame or line period delay to the signal. When a key press or a switch command is sent over any control port the switching is instantaneous. Lightware routers and switchers do not add delay to the switching process and multiple switches can be executed at the same time. Even signals of non-locked sources are switched instantaneously, allowing displays to resynchronize as fast as their internal circuitry allows. The resynchronization time may take between 2 and 50 milliseconds depending on the display or projector type.



### Advanced EDID Management

This proprietary Lightware technology stores more than 100 user EDID files and offers numerous factory presets including all standard DVI resolutions. HDMI EDID with various audio channels and codecs are also supported, also analog VESA, non-standard VGA EDID formats and Dual-Link DVI resolutions including requirements of the latest 4K projectors.

With the supplied Lightware Device Controller software application including the Advanced EDID Editor tool users can create their own EDID preset and upload it to any Lightware product or they can modify existing EDID data read from any projector or monitor and send the preset setting file via Email. It supports .bin, .dat and .edid file formats allowing system engineers to generate EDID files for 3rd party manufacturer's AV products.



### HDCP Compliance

The Lightware matrix router frames, the majority of I/O boards and other devices are compatible with HDCP encrypted sources and displays. Installing a complex AV system with both HDCP and non-HDCP components is possible, and with our non-blocking architecture HDCP and non-HDCP boards are now compatible within the same chassis.



A **red screen alert** is shown when protected content is switched to a non-compliant display. Lightware Visual Engineering maintains all HDCP regulations and has developed several functions which help solve HDCP related problems.



**HDCP key caching** is a method introduced in early 2009, which validates all display keys in an AV system during system boot up and keeps them constantly available for sources. This method eliminates HDCP handshakes at every switching and keeps all sources sending uninterrupted signals. Similarly to fixing an EDID on input ports, the whole video and audio system will be free from black displays, screens blinking from 5 to 8 seconds and dropped signals, which are all too common in many switching and signal distribution products.



**HDCP enabling/disabling function** turns off HDCP capability on individual input ports while keeping other inputs HDCP compliant. Some computers choose to encrypt their output even when unprotected content is displayed, such as desktop images or presentations. This function forces the source to send an unencrypted signal if the content itself is also unencrypted.



### Single Fiber Technology


Single Fiber Technology is one of the main features of our OPT, OPTS, OPTM and OPTC fiber optical extenders. This technology allows sending several signals over one optical fiber core. All the bi-directional communication - necessary for HDCP handshaking or the control commands - is performed via the same fiber core that transmits the video signal, making installation of these extenders easy and cost-effective.






### Pixel-Accurate Reclocking

Lightware developed Pixel-Accurate Reclocking and introduced it in the world's first DVI matrix switcher (MX8x8DVI-Pro) in 2006. This technology provides exceptional signal regeneration capability. The circuitry cleans the signal from noise, skew and jitter caused by long cable runs, EMC-incompatible devices and poor quality twisted pair cables and equipment. Automatic skew compensation eliminates intra-pair and inter-pair skew caused by imperfect wire twists and lengths in DVI, HDMI and CAT cables. Pixel-Accurate Reclocking decodes the pixel information from the video content and drives it over the dual PLL circuitry. The regenerated pixel information is re-encoded as a DVI or HDMI signal ensuring the output is stable with sharp digital transitions and accurate timings.



HDMI signal before Pixel Accurate Reclocking



HDMI signal after Pixel Accurate Reclocking



### Cross Compatibility

Cross-compatibility is ensured among devices in the Lightware product families. Extender pairs work together in point-to-point standalone applications and also when connected to a matrix router due to Lightware's Hybrid Modular design. This integrated solution simplifies installation and helps reducing system costs as well.



### 3D Format Support

Lightware provides complex, integrated solutions for the digital age, delivering 3D HDMI. Lightware products enable customers to use 3D technology in every typical professional or household application including Blu-ray players, game consoles, cable, and satellite or broadcast installations.



### Built-in Cable Compensation

DVI, HDMI or SDI input ports have built-in cable equalizers in the Modular Matrix Switchers. The cable equalizer can be used in manual or automatic adaptive mode and extends the cable length on inputs as the actual signal format requires. Using a 22AWG high quality DVI or HDMI cable, the inputs are automatically compensated for up to 60 meter cable length at 1080p, WUXGA and 2K computer resolutions at 24bpp. This feature eliminates the need for additional cable extender boxes in the system rack.



### Advanced Control Options


Various control options assure that system control, setup, maintenance and troubleshooting tasks are performed easily. A rugged Ethercon connector serves as reliable connection to the LAN, allowing multiple TCP/IP and WEB controls simultaneously in the matrix frames. An RS-232 connector is provided for third-party control systems. Touch-panel controls allow the customization of the system maintaining simplicity in system control and operation. The front panel mini USB connector serves for easy access in rack applications. Lightware Device Controller software enables quick matrix configuration and it includes a built-in Advanced EDID Editor.



### 4K UHD

The MX series Hybrid Modular and the 25G HYBRID matrix switchers support 4K / UHD (30Hz RGB 4:4:4, 60Hz YCbCr 4:2:0) and 1920x1080@120Hz FullHD resolutions. Lightware 4K extenders can be used in point-to-point 4K transmission and can also be connected to

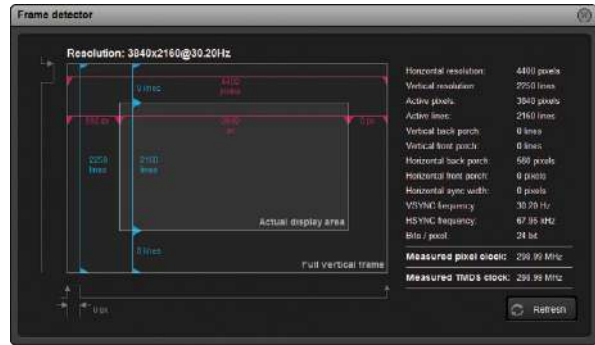
MX series or 25G HYBRID matrix switchers as far end points. Some of our latest matrix switchers and forthcoming extenders already support Full 4K / UHD at 60Hz with 4:4:4 colorspace.





## Frame Detector and Input Signal Analysis

Available in Lightware matrix switchers and certain extenders, this function determines the exact video format sent by the source and helps identify many potential issues. The signal analyzer displays detailed information regarding an incoming video and audio signal such as timing, frequencies, scan mode, HDCP encryption, color range, color space and audio sampling rate. In the Frame Detector window the parameters are displayed on an intuitive graphical interface.



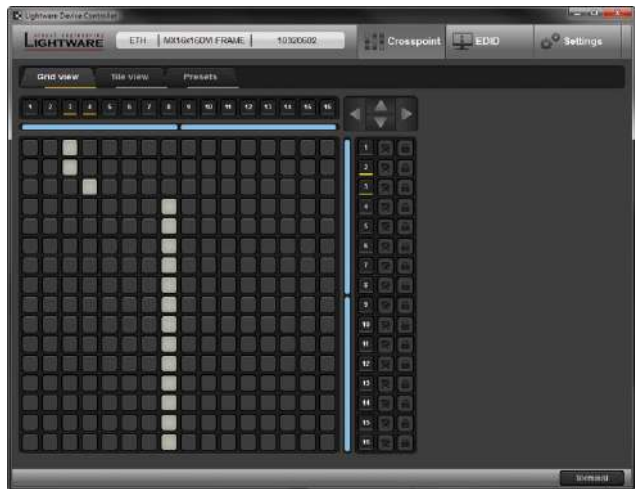
Frame Detector



## Lightware Device Controller

The Lightware Device Controller (LDC) application keeps receiving upgrades adding new features and tools. The latest edition of LDC is more intuitive, user friendly, smarter and has a modern interface.

Tile view in LDC presents a new way of matrix handling, the Dynamic Crosspoint Layout allows using it on different screen resolutions and an auto update function is now also integrated. The Lightware Device Controller is available for both Windows and OS X operating systems.



Lightware Device Controller



## Configuration Cloning

Configuration Cloning is available as a feature in the Lightware Device Controller software and it eliminates the need to repeatedly configure certain devices in a configuration to have identical (non-factory) settings. If the devices have to be installed in the same type of system multiple times, then it is enough to set up only one device to fit the requirements and then copy those settings to the others, saving time and resources. The cloning process can be performed in two steps: saving the configuration of one device into a backup file and then restoring settings from the backup file in another device.



## Reliability and Redundancy

Lightware products are famous for their reliability. The MX-FR33R, MX-FR65R, MX-FR80R and 25G frames include hot-swappable N+1 redundant Power Supply Units (PSU). These frames were designed for mission critical operations where redundancy is key and high reliability is required. If one of the supplies fail unexpectedly, the remaining PSUs continue to function keeping the AV system continue to operate seamlessly. Our power supplies are all rated to 1,000,000 hours MTBF, their load is set to a maximum of 60% and accept all international AC line voltages from 100 to 240 Volts, with 50 to 60 Hz frequency. PSUs connect to mains cable with a standard IEC connector.





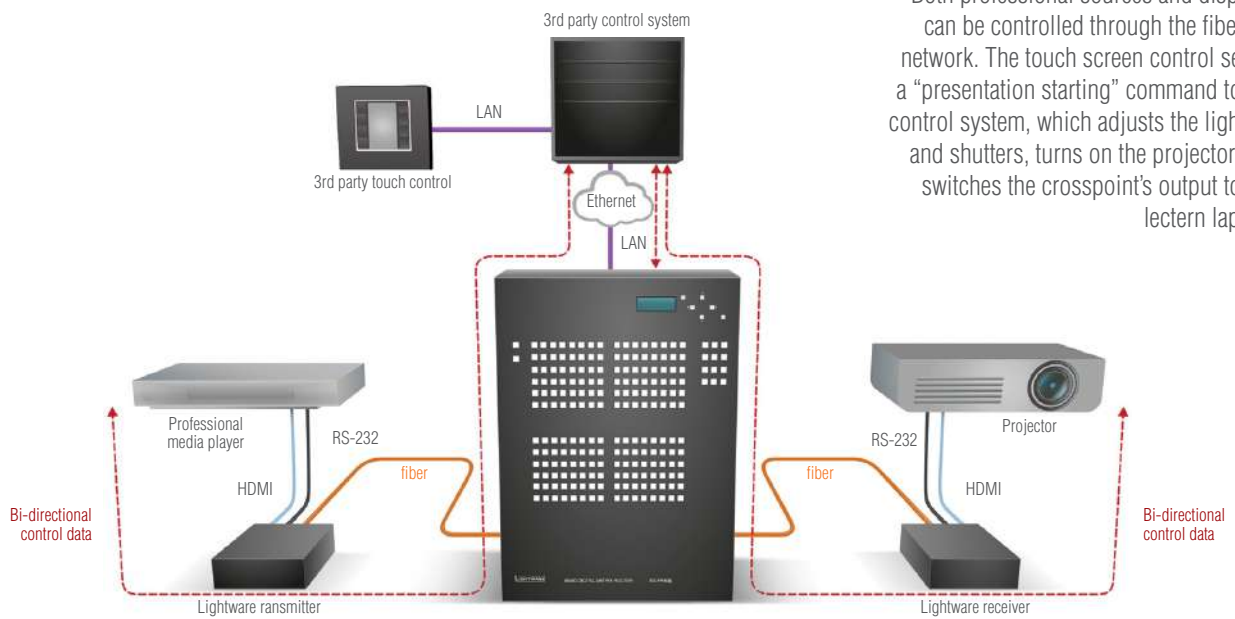
**RS-232 Over Fiber and TPS**

This control option allows that endpoint devices can be remotely controlled through a single fiber or a twisted pair cable. The central control system can send and receive commands directly to and from the far endpoint devices which have RS-232 control capability. The control commands are delivered on the same fiber or CATx cable which carries the video and audio signal, so extra cabling is not required for RS-232 control. The matrix functions

as a communication hub. The control system needs only one physical LAN or RS-232 connection to the matrix and will be able to communicate with all the endpoint devices directly connected to far end optical or TPS transmitters and receivers.

Using RS-232 command capabilities the central control system can turn on and off a TV which is connected to a TPS or fiber receiver, can select inputs directly on a multi-input TPS or optical transmitter and also be able to communicate with a touch panel connected to a transmitter in a room.

**Conference Room Application**



Both professional sources and displays can be controlled through the fiber AV network. The touch screen control sends a “presentation starting” command to the control system, which adjusts the lighting and shutters, turns on the projector and switches the crosspoint’s output to the lectern laptop.



**Advanced Audio Options**

Lightware extenders and matrix boards support direct analog audio connections to ease system integration. Analog audio ports feature volume, gain, bass and treble controls. These controls help to interface with an audio subsystem or if the ports are connected directly to audio sources or speakers the sound can be directly adjustable.



**TPS Cable Diagnostics Tool**


The TPS Cable Diagnostics Tool within the LDC software will help you identify potential twisted pair cable issues in your TPS-capable system. It provides a real-time overview of the estimated cable lengths and the quality of the link.

For more information visit Lightware’s dedicated software site at <http://software.lightware.com>



**RICOD (Remote Input Control over DDC)**

Remote input control over DDC is designed to switch inputs remotely on Lightware signal extenders without any additional control cabling. The RICOD master device can control the RICOD slave device which is connected to its input port. This allows the user to switch between the multiple input ports on the remote transmitter directly from a matrix switcher.



TPS Cable Diagnostics Tool

# Who

dimmed the light?  
drew the shades?  
set the volume?  
turned the projector on?



## THE BUTLER DID NOT DO IT **EVENT MANAGER DID**

Lightware devices with Event Manager:  
all the control you need is already built-in

**Event Manager** is a **smart, built-in feature** in the Lightware HDBaseT compatible TPS extender family, the MODEX line and in some select matrix switchers like the MMX6x2-HT series units. The feature is available through the freely downloadable **Lightware Device Controller software**.

The Event Manager was developed to handle tasks from the most simple to expert ones, like **controlling** the rolling **shutter**, the air conditioning **system** or the **lights** based on any condition changes on the media ports, such as a new source being connected or removed.

Event Manager application is continuously updated with **additional features** via firmware upgrades: a **delay** can be added between the condition and the action and **more actions** can be triggered **by a single condition change**. With the help of the 'condition count' and 'action test' features, the predefined **settings can be tested** before going live. The system can recognize **infrared** commands which can also be set as conditions, and commands can also be sent via **Ethernet**.

Event Manager saves time, cost and even installation space, which makes Lightware equipment the optimal choice in a number of different configurations. Currently the following Lightware products include Event Manager:

- **UMX-TPS-TX120/130/140**
- **MMX6x2-HT200/210/220**
- **MMX4x2-HDMI/HT200**
- **UMX-HDMI-140**
- **HDMI-TPS-TX210/TX220**
- **HDMI-TPS-RX110AY**
- **SW4-TPS-TX240**
- **HDMI-3D-OPT-TX210A/TX210RAK**
- **WP-UMX-TPS-TX120-US/130-US**
- **DVI-HDCP-TPS-TX210/TX220**
- **DP-TPS-TX210/TX220**
- **MODEX**
- **MMX8X4-HT420M**
- **MMX8X4-HT400MC**
- **MMX8X8-HDMI-4K-A**
- **HDMI20-OPTC Series**

## EVENT MANAGER WIZARD

Assigning an action to a condition is quick and easy with the Wizard function of Event Manager. The most typical examples of the currently selectable conditions and actions within the Event Manager Wizard are the following:

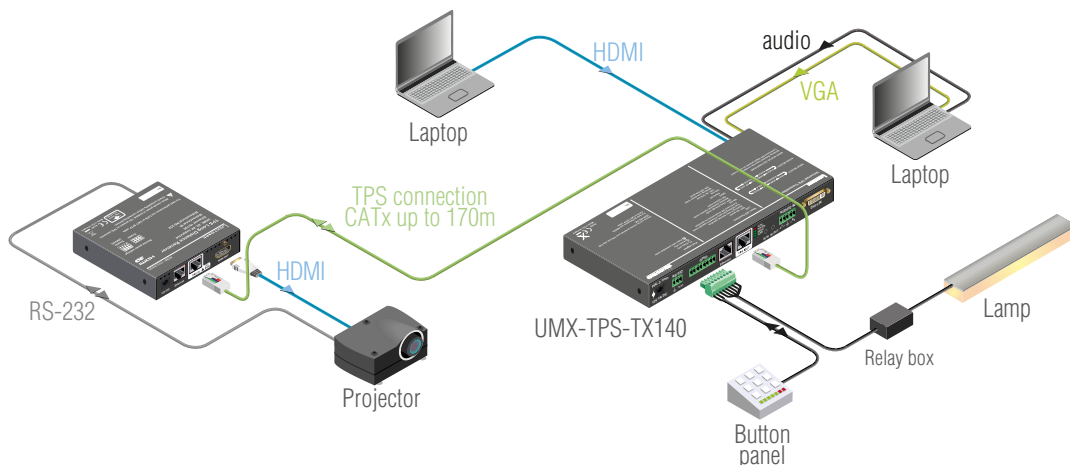
### Conditions

<b>Video</b>	Signal is detected on a port
<b>Video</b>	Signal is not detected on a port
<b>Audio</b>	Signal is detected on a port
<b>Audio</b>	Signal is not detected on a port
<b>Audio</b>	Signal type changes to PCM
<b>Audio</b>	Signal type changes to Compressed
<b>Audio</b>	Signal type changes to HBR
<b>Audio</b>	Signal type changes to Undefined (no signal)
<b>IR</b>	Infra code recognized
<b>General</b>	OPT/TPS link state changes to Dis-/Connected
<b>CEC</b>	Recognize incoming CEC messages

### Actions

<b>Video</b>	Switch input to output
<b>Video</b>	Enable autoselect output
<b>Video</b>	Disable autoselect on output
<b>Ethernet</b>	Send TCP command
<b>Ethernet</b>	Send UDP command
<b>RS-232</b>	Send RS-232 message
<b>EDID</b>	Switch EDID
<b>Audio</b>	Set audio volume
<b>Audio</b>	Mute output
<b>Audio</b>	Unmute output
<b>CEC</b>	Send CEC messages
<b>Audio</b>	Increase/decrease volume

# EXAMPLE A



With a button panel connected through the GPIO port, the UMX-TPS-TX140 can be controlled from a remote location; input switching is available even if the transmitter is mounted underdesk. In the example above there are three actions followed by a condition. When an input selector button is pressed on the remote button panel, the selected input port is switched to the output, the projector turns on.

## Conditions

Press button panel



## Actions



Input select on the TPS transmitter

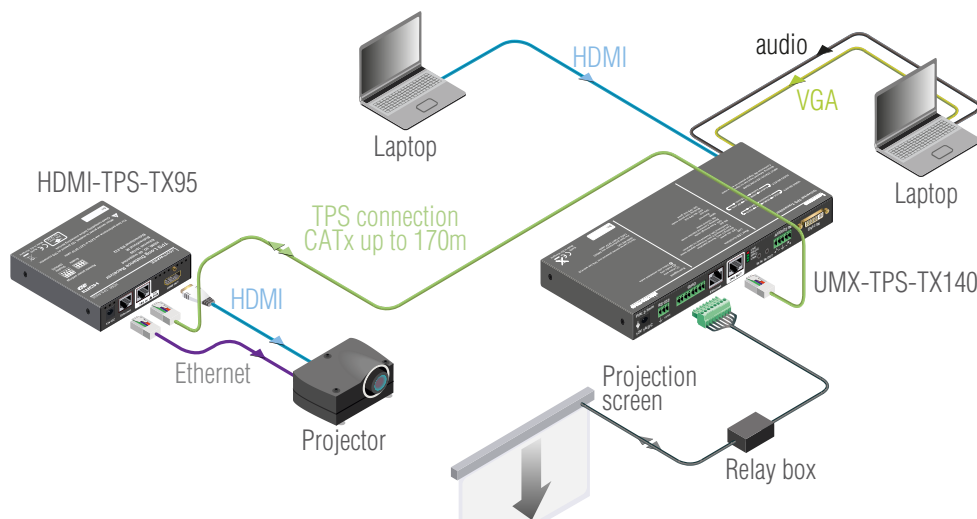


Switch on the projector using RS-232



Switch off the lamp using the transmitter's GPIO port

# EXAMPLE B



The projector and the rolling screen (via relay box) are connected to the UMX-TPS-TX140. When the user connects a laptop to the HDMI port of the transmitter, then the connected input is selected automatically, the screen goes down and the projector turns on to display the source.

## Conditions

Plug HDMI



## Actions



Input select on the TPS transmitter



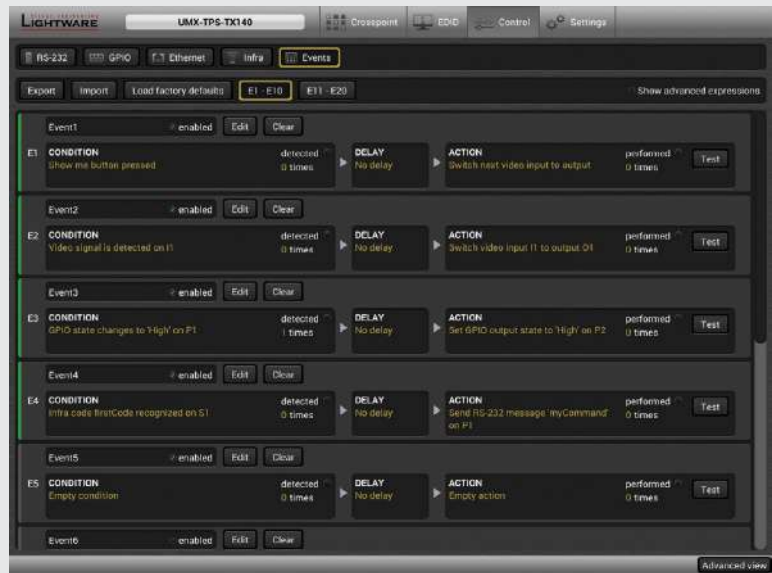
Switch on the projector using TCP/IP



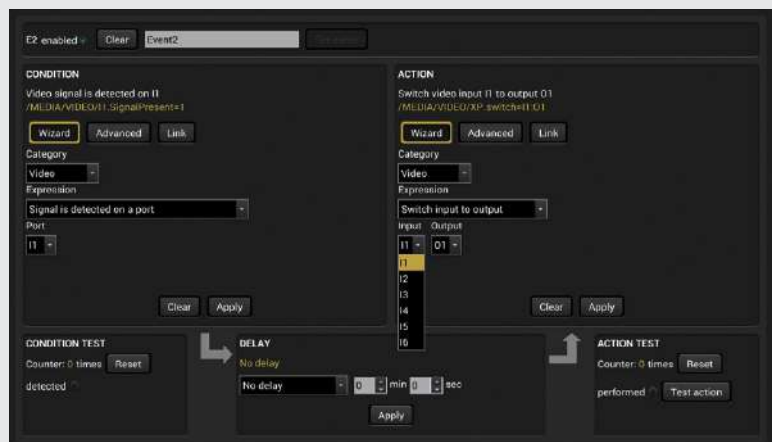
Roll down the projection screen using the transmitter's GPIO port



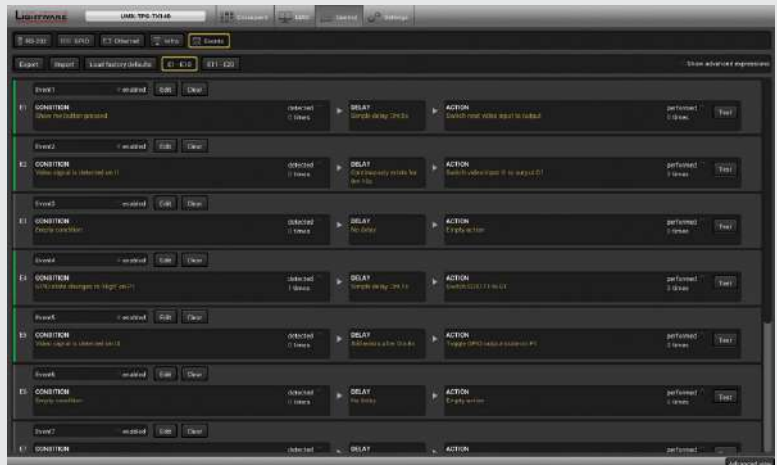
The Events menu contains separately configurable Events



The Event Wizard makes the setup easy with simple dropdown options



Green lines show which Event is configured and active, the rest stays grey



There are many default Expressions available to choose from





## UMX Technology

Lightware developed UMX (Universal MatriX) technology to support various analog and digital video and audio signal formats with several input and output connection possibilities.



### Breakaway Audio/Video Switching

The UMX technology provides separate switching of audio and video including de-embedding and embedding from HDMI signals. For instance, de-embedding audio from the incoming HDMI stream, re-embedding at outputs from a different audio source or even routing the audio separately are easily handled. An example of breakaway switching is shown below. Two sources are connected to the UMX Matrix: a laptop with VGA video and analog stereo audio and a Blu-ray player with HDMI video and embedded audio. The AV receiver takes an HDMI signal with video and audio.



### Analog to Digital Conversion

The analog video is digitized at the input ports which ensures signal integrity within the whole system. The conversion does not cause any latency as zero frame delay is crucial in certain applications. The UMX technology allows the combination of analog and digital signals in the same system. A VGA video and an analog stereo audio signal can be combined to generate an HDMI signal with embedded audio or the same analog audio can also be embedded into other incoming HDMI signals.

#### Combining Video and Audio from Different Ports



The laptop's VGA video signal is digitized and the Blu-ray player's digital audio is de-embedded from the original HDMI stream. The output is an HDMI stream with the laptop's video and the Blu-ray player's re-embedded audio.

#### Replacing Audio Content in an HDMI Stream



Blu-ray player's audio signal is de-embedded and the laptop's analog audio is digitized. The output is an HDMI stream with the Blu-ray player's HDMI video and the laptop's digitized embedded audio.

# 25G HYBRID

signal management

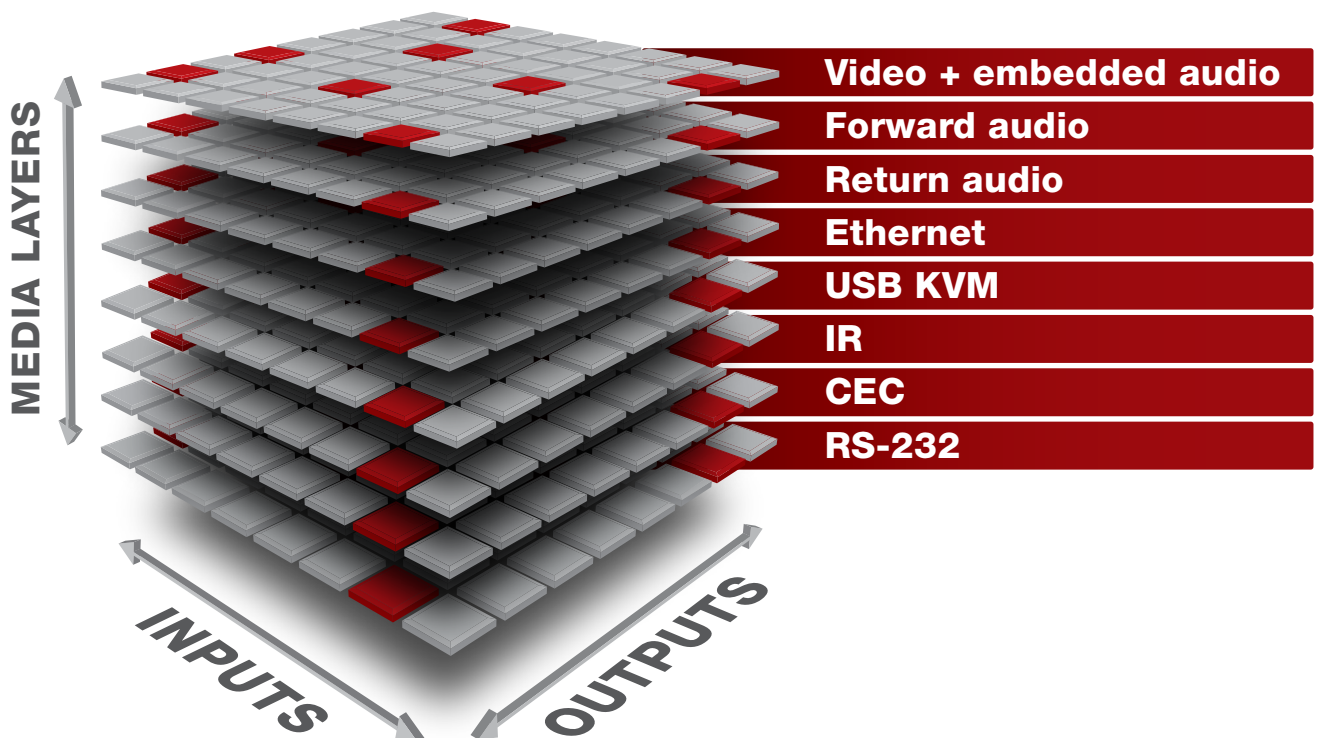
## 25G Technologies

The unprecedented solutions and methods of the 25G Hybrid family together with other Lightware technologies make this family significantly outstanding and future-proof.



### Multilayer Switching

Lightware re-invented the term 'matrix switch'. We do not only handle inputs and outputs, we have added the third dimension of the Media Layers providing the flexibility and freedom of independent signal switching. Inside a 25G Hybrid router there are as many Media Layers as signal types - there are as many individual routers as signal formats being incorporated. The advanced audio functions make this technology even more unique. The 25G Hybrid routers have 3 different audio layers: Embedded Audio, Forward Audio and Return Audio.



**ADVANCED GUI** Advanced Graphical User Interface

25G Hybrid matrix switchers have a built-in JAVA-based graphical user interface which eases system control, setup, maintenance and troubleshooting. It is accessible via LAN, RS-232 and the front panel touch screen.



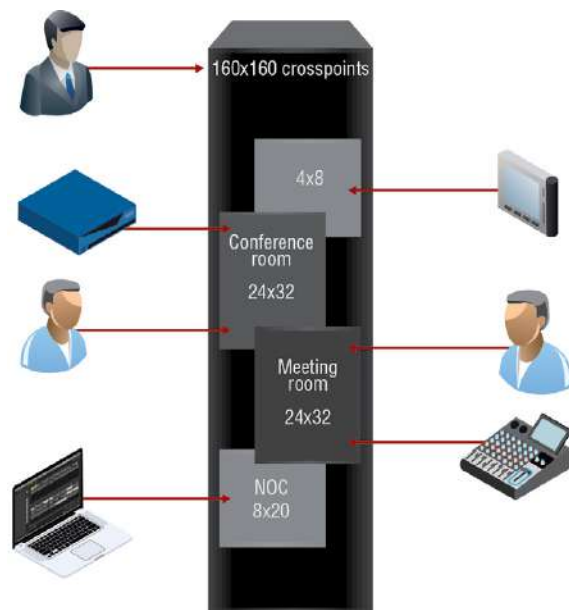
The screenshot above presents the GUI for the 25G routers. The 25G Controller is available for both Apple Macintosh and PC computers as a standalone desktop application.

**Room Management**

As the maximal 160x160 is a large switching plane, Lightware has introduced Room Management. These smaller virtual matrix switchers called 'rooms' can be programmed with their own sources and destinations, but can also share some resources if required.


**User Access Management**

For security, a user password can be set to access system control.



# HYBRID MODULAR MATRIX SWITCHERS

## THE STANDARD FOR VARIABLE MATRIX ROUTERS



**MX- Frames ..... 24**

- MX-CPU2..... Processor board for modular matrix frames.....25
- MX-FR9..... 9x9 digital crosspoint router frame with built-in control panel and CPU2 .....26
- MX-FR17..... 17x17 digital crosspoint router frame with built-in control panel and CPU2 .....26
- MX-FR33L..... 33x33 digital crosspoint router frame with built-in control panel and CPU2 .....26
- MX-FR33R..... 33x33 digital crosspoint router frame with redundant power supplies, built-in control panel and CPU2.....26
- MX-FR65R..... 65x65 digital crosspoint router frame with redundant power supplies, built-in control panel and CPU2.....26
- MX-FR80R..... 80x80 digital crosspoint router frame with redundant power supplies, built-in control panel and CPU2.....26

**Input Boards ..... 28**

- MX-DVIDL-IB..... Dual-Link DVI digital only input board with DVI-I connectors .....28
- MX-DVI-HDCP-IB..... DVI, HDCP and HDMI compliant input board.....28
- MX-DVII-HDCP-IB..... DVI-I input board supporting VGA, YUV, DVI and HDMI with HDCP signals.....29
- MX-3GSDI-IB..... 3G-SDI input board supporting SDI embedded, S/PDIF and AES/EBU audio.....29
- MX-HDMI-3D-IB..... HDMI input board including 4K, 3D and Deep Color.....30
- MX-HDMI-3D-IB-A..... HDMI input board including 4K, 3D and Deep Color, with Phoenix connectors.....30
- MX-HDMI-3D-IB-S..... HDMI input board including 4K, 3D and Deep Color, with S/PDIF connectors.....30
- MX-DVI-4K-IB..... 4K, 3D and DVI Input Board .....30
- MX-4TPS2-4HDMI-IB..... TPS-HDMI input board.....32
- MX-4TPS2-4HDMI-IB-A..... TPS-HDMI input board with analog audio.....32
- MX-4TPS2-4HDMI-IB-S..... TPS-HDMI input board with digital audio.....32
- MX-4TPS2-4HDMI-IB-P..... TPS-HDMI input board with PoE.....32
- MX-4TPS2-4HDMI-IB-AP..... TPS-HDMI input board with PoE and analog audio.....32
- MX-4TPS2-4HDMI-IB-SP..... TPS-HDMI input board with PoE and digital audio.....32
- MX-TPS-IB..... TPS input board.....33
- MX-TPS-IB-A..... TPS input board with analog audio.....33
- MX-TPS-IB-S..... TPS input board with digital audio.....33
- MX-TPS2-IB-P..... TPS input board for HDMI, Ethernet, audio and control, with optional PoE.....34
- MX-TPS2-IB-AP..... TPS input board for HDMI, Ethernet, audio and control, with optional PoE and analog audio.....34
- MX-TPS2-IB-SP..... TPS input board for HDMI, Ethernet, audio and control, with optional PoE and digital audio.....34
- MX-DVI-OPT-IB-LC..... Fiber optical input board for Single-Link DVI-D signal extension, with LC connectors .....36
- MX-DVI-OPT-IB-NT..... Fiber optical input board for Single-Link DVI-D signal extension, with Neutrik OpticalCON connectors.....36
- MX-DVI-OPT-IB-SC..... Fiber optical input board for Single-Link DVI-D signal extension, with SC connectors.....36
- MX-DVI-OPT-IB-ST..... Fiber optical input board for Single-Link DVI-D signal extension, with ST connectors.....36
- MX-DVIDL-OPT-IB-LC..... Dual-Link DVI fiber optical input board, with LC connectors.....36
- MX-DVIDL-OPT-IB-NT..... Dual-Link DVI fiber optical input board, with Neutrik OpticalCON connectors.....36
- MX-HDMI-OPT-IB-LC..... HDMI and HDCP compliant fiber optical input board including 4K, 3D, with LC connectors.....37
- MX-HDMI-OPT-IB-NT..... HDMI and HDCP compliant fiber optical input board including 4K, 3D, with Neutrik OpticalCON connectors.....37
- MX-HDMI-OPT-IB-SC..... HDMI and HDCP compliant fiber optical input board including 4K, 3D, with SC connectors.....37

Output Boards .....	38
▪ MX-HDMI-3D-OB .....	HDMI output board including 4K, 3D and Deep Color..... 38
▪ MX-HDMI-3D-OB-A.....	HDMI output board including 4K, 3D and Deep Color, with Phoenix connectors..... 38
▪ MX-HDMI-3D-OB-S.....	HDMI output board including 4K, 3D and Deep Color, with S/PDIF connectors..... 38
▪ MX-DVI-4K-OB .....	4K, 3D and DVI Output Board..... 38
▪ MX-4TPS2-4HDMI-OB .....	TPS and HDMI Output board for Ethernet, audio and Control..... 39
▪ MX-4TPS2-4HDMI-OB-A.....	TPS and HDMI Output board for Ethernet, audio and Control..... 39
▪ MX-4TPS2-4HDMI-OB-S.....	TPS and HDMI Output board for Ethernet, audio and Control..... 39
▪ MX-4TPS2-4HDMI-OB-P.....	TPS and HDMI Output board for Ethernet, audio and Control..... 39
▪ MX-4TPS2-4HDMI-OB-AP ..	TPS and HDMI Output board for Ethernet, audio and Control..... 39
▪ MX-4TPS2-4HDMI-OB-SP ..	TPS and HDMI Output board for Ethernet, audio and Control..... 39
▪ MX-TPS-OB .....	TPS output board for HDMI, Ethernet, audio and control..... 40
▪ MX-TPS-OB-A .....	TPS output board for HDMI, Ethernet, audio and control with analog audio..... 40
▪ MX-TPS-OB-S .....	TPS output board for HDMI, Ethernet, audio and control with digital audio..... 40
▪ MX-TPS2-OB-P .....	TPS output board with PoE option..... 41
▪ MX-TPS2-OB-AP .....	TPS output board with PoE option..... 41
▪ MX-TPS2-OB-SP .....	TPS output board with PoE option..... 41
▪ MX-AUDIO-OB-A .....	Analog audio output board .....
▪ MX-DVIDL-OB .....	Dual-Link DVI digital only output board with DVI-I connectors .....
▪ MX-DVI-HDCP-OB.....	DVI, HDCP and HDMI compliant output board..... 42
▪ MX-DVI-OPT-OB-LC.....	Fiber optical output board for extending DVI-D signals, with LC connectors..... 43
▪ MX-DVI-OPT-OB-SC.....	Fiber optical output board for extending DVI-D signals, with SC connectors .....
▪ MX-DVI-OPT-OB-ST .....	Fiber optical output board for extending DVI-D signals, with ST connectors..... 43
▪ MX-DVI-OPT-OB-R-LC .....	Fiber optical output board with Pixel Accurate Reclocking, with LC connectors .....
▪ MX-DVI-OPT-OB-R-NT .....	Fiber optical output board with Pixel Accurate Reclocking, with Neutrik OpticalCON connectors..... 43
▪ MX-DVI-OPT-OB-R-SC .....	Fiber optical output board with Pixel Accurate Reclocking, with SC connectors..... 43
▪ MX-DVI-OPT-OB-R-ST .....	Fiber optical output board with Pixel Accurate Reclocking, with ST connectors .....
▪ MX-DVIDL-OPT-OB-LC .....	Dual-Link DVI fiber optical output board, with LC connectors..... 44
▪ MX-DVIDL-OPT-OB-NT .....	Dual-Link DVI fiber optical output board, with Neutrik OpticalCON connectors..... 44
▪ MX-HDMI-OPT-OB-LC .....	HDMI and HDCP compliant fiber optical output board, with LC connectors..... 44
▪ MX-HDMI-OPT-OB-SC .....	HDMI and HDCP compliant fiber optical output board, with SC connectors..... 44
▪ MX-HDMI-OPT-OB-NT .....	HDMI and HDCP compliant fiber optical output board, with Neutrik OpticalCON connectors..... 44
▪ MX-HDMI-OPT-OB-R-LC.....	HDMI optical output board with Pixel Accurate Reclocking including 4K, 3D and Deep Color with LC connectors..... 44
▪ MX-HDMI-OPT-OB-R-NT.....	HDMI optical output board with Pixel Accurate Reclocking including 4K, 3D and Deep Color with NT connectors..... 44

## MATRIX SWITCHER FRAMES

The MX series matrix routers are the highest performance, modular expandable DVI and HDMI compliant switchers, available in five different frame sizes.

The built-in sophisticated software and hardware features make these routers the most flexible integrated solution for AV professionals and high-end home theatre applications.





## Non-Blocking Topology:

Any input can be tied to any one or more outputs without limitations. One source can be viewed on multiple destinations at the same time. Crosspoint switching is done instantly without frame delay or frame latency. Different frame sizes are available from 9x9 up to 80x80 allowing the building of custom I/O sized matrix switchers.

## Hybrid Modular Architecture:

Lightware's Hybrid Modular matrix switchers have various input and output interface boards, which can be mixed in the same frame without limitation. The hybrid architecture allows for routing signals between the boards even if they have different type of interfaces ( DVI, HDMI, fiber optical, or CATx twisted pair). A wide range of compatible extender devices is available for all interface boards.

## Cross-Platform Signal Routing:

DVI, HDMI, analog VGA, SDI, HD-SDI, 3G-SDI, S/PDIF and analog stereo audio signals are handled in the same frame without routing limitations.

## MX Series Frame Features:

- Equipped with MX-CPU2 processor board
- Additional I/O ports accessible on MX-CPU2 processor board
- Dual-Link DVI compatible  
(one Dual-Link port uses two Single-Link ports)
- Compatible with all MX- and MXD- I/O boards
- Provide Ethernet and RS-232 extension to the endpoints
- Frame Detector for input signal analysis on any port
- Multiple TCP/IP connection
- Non-blocking topology
- Advanced error handling and logging with time code
- Combine non-HDCP and HDCP capable I/O boards in the same frame
- Advanced EDID Management
- Intuitive control software
- HDCP compliant
- Simultaneous control over several interfaces
- Optional redundant power supplies
- Hybrid Modular and Cross Platform technology
- Full crosspoint configuration save and reload as preset (32 presets)

## Control Options:

- Front panel buttons and 4 line LCD menu
- RS-232
- TCP/IP Ethernet (multiple connections)
- Built-in website (multiple access)
- Front panel USB
- Christie (ex-Vista) Spyder and Barco Encore compatible

## Processor Board

### MX-CPU2

Part No: 9111 0008

MX-CPU2 contains an additional input and output port that fully support DVI and 3D HDMI signals with or without HDCP encryption. The test input and preview output ports turn an existing 16x16 matrix to a 17x17, an existing 32x32 to a 33x33.



## Remote Control Panels (RCP)

### MX-RCP16 and MX-RCP-32

Part No: 9111 0009 (RCP16), 9111 0010 (RCP32)

## Features:

- Remote access to matrix switchers
- Setup and programming through Ethernet connection
- 10/100 Ethernet connection
- Programmable Preset and Salvo functions
- 16+16 and 32+32 button versions
- XY control possibility

Lightware MX-RCP16 and MX-RCP32 are remote control panels for controlling Lightware matrix routers remotely through LAN connection. The RCPs can be used just like the front panel buttons on matrix routers to make crosspoint changes, or they can be programmed for special functions like salvo mode or universal device control.



MX-RCP32 Front View

MX-RCP32 Rear View

### Available MX Frames Sizes and Specifications:

	MX-FR80R	MX-FR65R	MX-FR33R	MX-FR33L	MX-FR17	MX-FR9
Equipped with MX-CPU2 processor board	✓	✓	✓	✓	✓	✓
I/O board slots	10 in, 10 out	8 in, 8 out	4 in, 4 out	4 in, 4 out	2 in, 2 out	1 in, 1 out
Additional I/O ports accessible on MX-CPU2	✓	✓	✓	✓	✓	✓
Custom I/O sizes (Crosspoint size)	from 9x9 to 80x80	from 9x9 to 65x65	from 9x9 to 33x33	from 9x9 to 33x33	from 9x9 to 17x17	9x9
Dual-Link DVI compatible (Dual-Link crosspoint size)	from 4x4 to 40x40	from 4x4 to 32x32	from 4x4 to 16x16	from 4x4 to 16x16	from 4x4 to 8x8	4x4
Rack height	15U	15U	7U	6U	4U	4U
Redundant high reliability power supplies	✓	✓	✓	x	x	x
Number of power supplies	3	2	2	1	1	1
Power supply hot swappable	✓	✓	✓	x	x	x
Power consumption <sup>1</sup>	114 W	114 W	27 W	26 W	19 W	19 W
Heat dissipation (BTU) <sup>1</sup>	389	389	92	89	65	65
Cooling (forced convection) 120 mm fans	10	10	4	2	2	2
Dimensions with rack mounting ears:	482 W x 665 H x 392 D mm	482 W x 665 H x 392 D mm	482 W x 309,5 H x 400 D mm	482 W x 265,5 H x 300 D mm	482 W x 176,5 H x 300 D mm	482 W x 176,5 H x 300 D mm
Dimensions without rack mounting ears:	440 W x 665 H x 392 D mm	440 W x 665 H x 392 D mm	440 W x 309,5 H x 400 D mm	440 W x 265,5 H x 300 D mm	440 W x 176,5 H x 300 D mm	440 W x 176,5 H x 300 D mm
Net weight <sup>2</sup>	25 kg	25 kg	12 kg	12 kg	9,8 kg	9,8 kg

<sup>1</sup> with CPU2 board and without I/O boards

<sup>2</sup> with CPU2 board, power supplies and without I/O boards

### Specifications for All Frames:

Video data rate:	12.8 Gbps
EDID memory:	100 factory preset and 50 user programmable
EDID emulation:	256-Byte Extended EDID v1.3
Front panel buttons:	Yes
Front panel LCD:	Yes, 4 x 20 characters
RS-232:	Selectable (9600, 38400, 57600, 115200) Baud RX, TX (default: 57600)
LAN:	Ethernet 10Base-T or 100Base-TX (Auto-sensing)
WEB:	Built-in website
Temperature:	0°C to +50°C operational, -40°C to +70°C storage
Humidity:	10 to 90% non-condensing
Altitude:	2000 m operational
EMI/EMC compliance:	Yes, EN 55022 Class B
RoHS compliance:	Yes
Warranty:	3 years



MX-FR80R, MX-FR65R



MX-FR33R



MX-FR33L



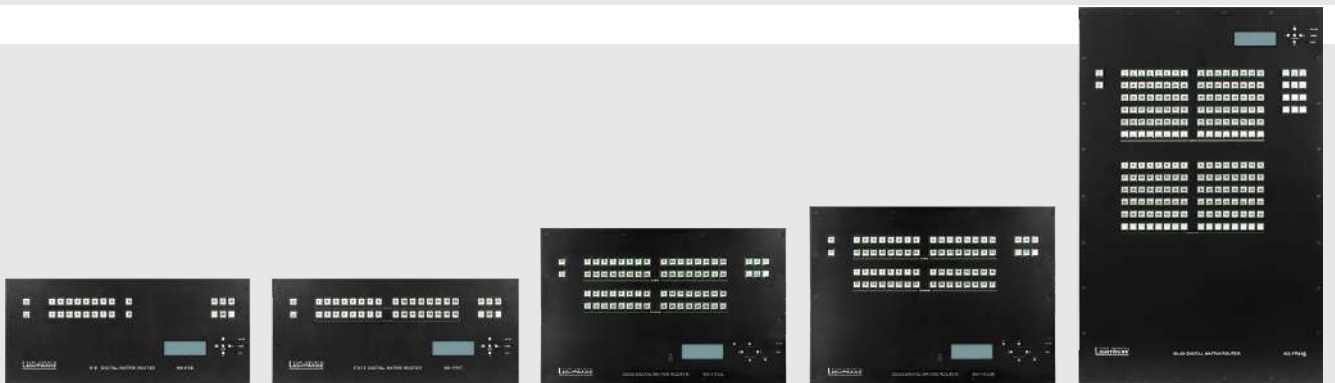
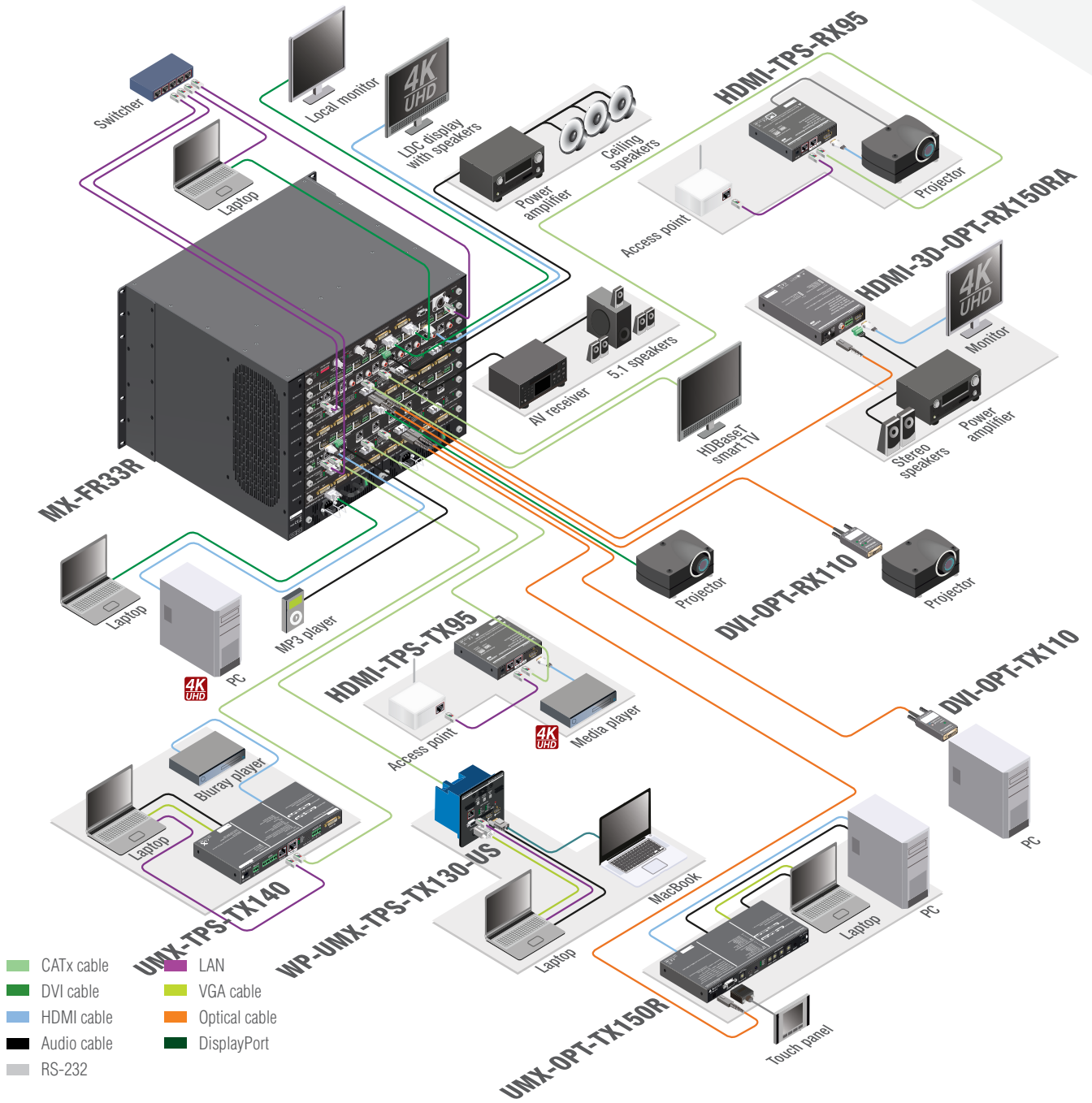
MX-FR17



MX-FR9

Available Models, Rear Views

Limitless Variations:



MX-FR9

MX-FR17

MX-FR33L

MX-FR33R

MX-FR80R, MX-FR65R

## Dual-Link DVI Input Board

### **MX-DVIDL-IB**

Part No: 9112 0005



MX-DVIDL-IB is a four-channel Dual-Link DVI Input Board.


#### Features:

- 4 gold plated DVI connectors
- Pro series Dual-Link DVI input board
- 60 m copper cable equalization - adaptive or manual mode
- Advanced EDID Management
- Designed for high video resolutions of 2560 x 1600 or 4096 x 2400 as well as 100 or 120 Hz 3D signals

## DVI, HDCP and HDMI Compliant Input Board

### **MX-DVI-HDCP-IB**

Part No: 9112 0002



MX-DVI-HDCP-IB is an eight channel Input Board with DVI connectors which can receive digital DVI and HDMI 1.3 signals with or without HDCP encryption.

#### Features:

- 8 DVI input ports
- HDMI 1.3; DVI and HDCP compliant with or without HDCP encryption
- 60 m copper cable compensation on all input - adaptive or manual
- Advanced EDID Management
- Supports all HDMI audio formats: Dolby TrueHD and DTS-HD Master Audio
- Pixel Accurate Reclocking
- 36-bit deep color support
- 3D signal compatibility with frame packing, side-by-side and top-bottom formats

## Analog and Digital DVI-I Input Board

### MX-DVII-HDCP-IB

Part No: 9112 0003



MX-DVII-HDCP-IB is an all-around Input Board which was designed to handle analog VGA, YUV, digital DVI and HDMI 1.3 video signals with HDCP compliancy.

#### Features:

- DVI-I (analog+digital) input board
- Digitizes VGA, YUV analog input formats and converts to HDMI or DVI
- 10-bit HD and SD; interlaced and progressive A/D conversion
- Accepts DVI and HDMI 1.3 digital signals with embedded audio
- HDCP compliant
- Autodetects input signal
- Deep color support
- Picture adjustments per input port, contrast, black level, color etc.
- Pixel Accurate Reclocking
- Advanced digital and analog EDID Management
- Adaptive DVI and HDMI cable equalization for up to 20 meters

## 3G-SDI-Input Board

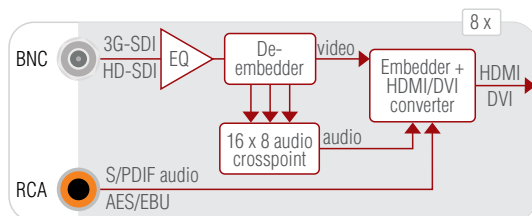
### MX-3GSDI-IB

Part No: 9112 0010



The MX-3GSDI-IB input board allows 3G-SDI sources to be connected, routed and extended, brings your 3G-SDI sources to an HDMI, DVI routing system.

#### Port Diagram:



#### Features:

- 8 BNC and 8 RCA connectors
- Built-in 8 x SDI to HDMI converter
- Converts SDI, HD-SDI and 3G-SDI to DVI or HDMI
- SDI multichannel audio de-embedding
- Embeds multichannel SDI or external S/PDIF digital audio into the HDMI signal
- Auto-detects input formats
- Input cable equalization
- PLL Reclocking
- Supporting stereo PCM and 5.1 AC3 encoded formats

## 4K, 3D and Deep Color HDMI Input Board

### MX-HDMI-3D-IB, -A, -S

Part no: 9112 0007, 9112 0008 (A), 9112 0009 (S)

MX-HDMI-3D-IB provides eight channel HDMI 1.4 extension with 4K resolution, 3D formats and local audio support.

#### Features:

- 8 HDMI input ports
- HDMI 1.4a; DVI and HDCP compliant
- For advanced audio optional 8 S/PDIF (S) or 8 stereo audio (A) connectors
- 4K / UHD (30Hz RGB 4:4:4, 60Hz YCbCr 4:2:0), 1080p @ 120 Hz, 2560 x 1600, 2048 x 2048, HDCP enable/disable mode, HD video resolutions and all 3D formats are supported
- Advanced EDID Management and Frame Detector
- Pixel Accurate Reclocking
- Dolby TrueHD and DTS-HD Master Audio
- 36-bit deep color support

#### With Digital S/PDIF Audio Add-On:

##### MX-HDMI-3D-IB-S

- S/PDIF breakout for every port
- Bi-directional configurable S/PDIF connectors: audio can be de-embedded from the HDMI signals or audio can be embedded (or replaced) to the HDMI signal
- S/PDIF can be sent over ARC back to the source device

#### With Analog Stereo Audio Add-On:

##### MX-HDMI-3D-IB-A


- Bi-directional configurable analog stereo port with 5-pole Phoenix connector
- Stereo PCM audio up to 96 kHz can be de-embedded from the HDMI signals
- Digitalized audio (PCM 48 kHz) can be embedded (or replaced) to the HDMI signal
- Volume, gain, balance, bass and treble control
- Phase invert and de-emphasis option

## 4K, 3D DVI and HDMI Compliant Input Board

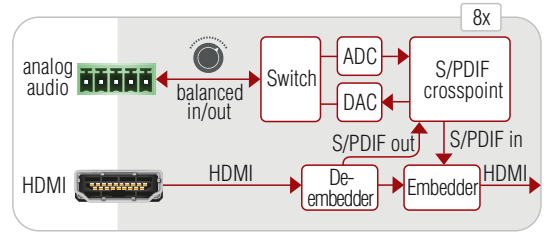
### MX-DVI-4K-IB

Part no: 9112 0044

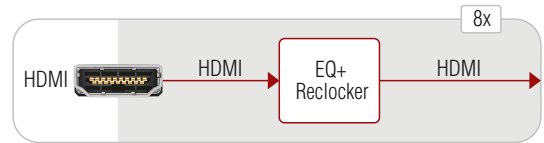
**coming soon!** Call sales for availability ☎



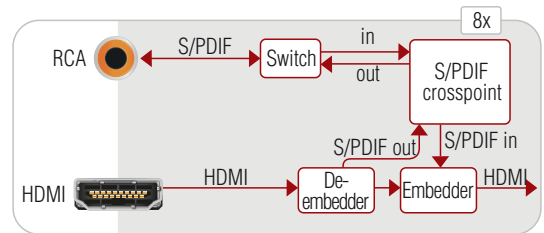
#### Port Diagrams:




MX-HDMI-3D-IB-A



MX-HDMI-3D-IB



MX-HDMI-3D-IB-S



MX-DVI-4K-IB provides eight channel HDMI 1.4 extension with 4K resolution and 3D formats.

#### Features:

- 8 DVI input ports
- DVI and HDCP compliant
- 4K / UHD (30Hz RGB 4:4:4, 60Hz YCbCr 4:2:0), 1080p @ 120 Hz, 2560 x 1600, 2048 x 2048, HDCP enable/disable mode, HD video resolutions and all 3D formats are supported
- Advanced EDID Management and Frame Detector
- Pixel Accurate Reclocking
- 36-bit deep color support

# The MX Half & Half Board



THE *WHOLE*  
“ IS *GREATER*  
THAN

THE *SUM* OF  
” ITS PARTS.

*Aristotle*



MX-4TPS2-4HDMI-IB-AP



**TPS and HDMI Input Board for Ethernet, Audio and Control**

**MX-4TPS2-4HDMI-IB, -A, -S, -P, -AP, -SP**

Part no: 9112 0041, 9112 0042 (A), 9112 0043 (S), 9112 0038 (AP), 9112 0039 (SP), 9112 0040 (P)



MX-4TPS2-4HDMI-IB

MX-4TPS2-4HDMI-IB is a mixed input board with four HDMI and four HDBaseT™ single CAT inputs providing HDMI 1.4, audio, Ethernet and RS-232 extension on a single CAT5/6/7 cable up to 120m in HDBaseT™ and 170m distance in Long reach mode.

**Features:**

- HDMI extension supporting 3D and 4K
- Accepts HDMI + Ethernet + RS-232 over one CAT5/6/7 cable up to 170m distance
- HDMI 1.4; DVI and HDCP compliant with or without HDCP
- 4K / UHD (30Hz RGB 4:4:4, 60Hz YCbCr 4:2:0), 1080p @ 120 Hz, 2560 x 1600, 2048 x 2048,
- 10/100 Ethernet transmission
- Supports all HDMI audio formats
- Pixel Accurate Reclocking
- Advanced EDID Management
- Frame Detector
- Compatible with deep color, Dolby TrueHD and DTS-HD audio

Product Name	Audio Add-on	PoE Add-on
MX-4TPS2-4HDMI-IB	none	none
MX-4TPS2-4HDMI-IB-A	analog	none
MX-4TPS2-4HDMI-IB-S	spdif	none
MX-4TPS2-4HDMI-IB-P	none	yes
MX-4TPS2-4HDMI-IB-AP	analog	yes
MX-4TPS2-4HDMI-IB-SP	spdif	yes

**With PoE Add-on**



MX-4TPS2-4HDMI-IB-P

- PoE compatible
- 48V remote powering
- Remote powering on/off switching
- Status feedback

**With Analog Audio and PoE Add-on**



MX-4TPS2-4HDMI-IB-AP

- Bi-directional configurable analog stereo ports with 5-pole Phoenix connector
- Stereo PCM audio up to 96 kHz can be de-embedded from the HDMI signals
- Digitalized audio (PCM 48 kHz) can be embedded (or replaced) into the HDMI signal
- PoE compatible
- 48V remote powering

- Remote powering on/off switching
- Volume, gain, balance, bass and treble control
- Phase invert and de-emphasis option

Attention: The built-in PoE injector function requires the supplied PSU-48VP external power source to be connected directly to the board!

**With Digital Audio and PoE Add-on**



MX-4TPS2-4HDMI-IB-SP

- S/PDIF breakout for every port
- Bi-directional configurable S/PDIF connectors: audio can be de-embedded from the HDMI signals or audio can be embedded (or replaced) into the HDMI signal
- PoE compatible
- 48V remote powering
- Remote powering on/off switching
- Status feedback
- S/PDIF can be sent over ARC back to the source device

Attention: The built-in PoE injector function requires the supplied PSU-48VP external power source to be connected directly to the board!

**With Analog Audio Add-on**



MX-4TPS2-4HDMI-IB-A

- Bi-directional configurable analog stereo ports with 5-pole Phoenix connector
- Stereo PCM audio up to 96 kHz can be de-embedded from the HDMI signals
- Digitalized audio (PCM 48 kHz) can be embedded (or replaced) into the HDMI signal
- Volume, gain, balance, bass and treble control
- Phase invert and de-emphasis option

**With Digital Audio Add-on**



MX-4TPS2-4HDMI-IB-S

- S/PDIF breakout for every port
- Bi-directional configurable S/PDIF connectors: audio can be de-embedded from the HDMI signals or audio can be embedded (or replaced) into the HDMI signal
- S/PDIF can be sent over ARC back to the source device

HDBaseT™ and the HDBaseT Alliance logo are trademarks of the HDBaseT Alliance





TPS Input Board for HDMI, Ethernet, Audio and Control


**MX-TPS-IB, -A, -S**

Part No: 9112 0027, 9112 0028 (A), 9112 0029 (S),

MX-TPS-IB Input Board is a long distance single CAT HDBaseT™ solution with localized audio embedding and de-embedding points.

**Features:**

- 8 channel twisted pair input board
- HDMI extension supporting 3D and 4K
- Accepts HDMI + Ethernet + RS-232 over one CAT5/6/7 cable up to 170m distance
- HDMI 1.4; DVI with or without HDCP
- 4K / UHD (30Hz RGB 4:4:4, 60Hz YCbCr 4:2:0), UHD, 2560 x 1600, HD video resolutions and all 3D formats are supported
- 10/100 Ethernet transmission
- Supports all HDMI audio formats
- Compatible with deep color, Dolby TrueHD and DTS-HD audio
- Features PCM audio sample rate conversion
- Pixel Accurate Reclocking, Advanced EDID Management and Frame Detector



With Digital S/PDIF Audio Add-On

**MX-TPS-IB-S**

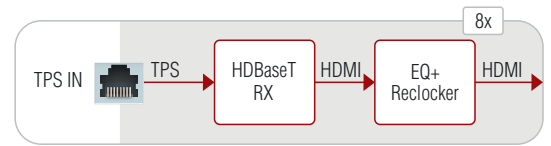
- S/PDIF breakout for every port
- Bi-directional configurable S/PDIF connectors: audio can be de-embedded from the HDMI signals or audio can be embedded (or replaced) to the HDMI signal

With Analog Stereo Audio Add-On

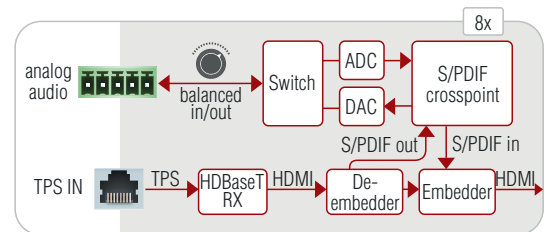
**MX-TPS-IB-A**

- Bi-directional configurable analog stereo port with 5-pole Phoenix connector
- Stereo PCM audio up to 96 kHz can be de-embedded from the HDMI signals
- Digitalized audio (PCM 48 kHz) can be embedded (or replaced) to the HDMI signal
- Volume, gain, balance, bass and treble control
- Phase invert and de-emphasis option

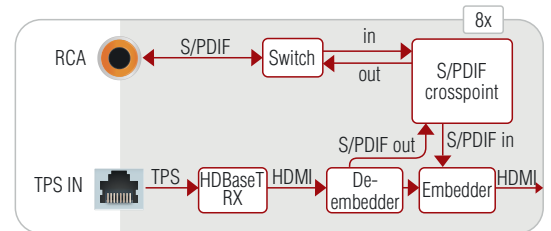
Port Diagrams:



MX-TPS-IB




MX-TPS-IB-A



MX-TPS-IB-S

Available Video Patterns:



Test Pattern Generator Video Formats:  
480p, 576p, 720p, 1080p, 1080p deep color

HDBaseT™ and the HDBaseT Alliance logo are trademarks of the HDBaseT Alliance

Supplied Accessory Required for Remote Powering:



Part No: 9134 0007  
Power adaptor with IEC plug.  
Power supply for 12V remote powering function.  
Universal input: 100-240 V AC, 50-60 Hz.  
Output: 12 V DC, 6,67 A.

**TPS Input Board with PoE**

**MX-TPS2-IB-P, -AP, -SP**

Part No: 9112 0035 (P), 9112 0036 (AP), 9112 0037 (SP),



MX-TPS2-IB-P



MX-TPS2-IB-AP



MX-TPS2-IB-SP

MX-TPS2-IB is an eight channel HDMI and single CAT HDBase™ Input Board providing HDMI 1.4, audio, Ethernet and RS-232 extension on a single CAT5/6/7 cable up to a 100m in HDBase™ and a 170m distance in Long Reach Mode.

**Features:**

- HDMI extension supporting 3D and 4K
- Accepts HDMI + Ethernet + RS-232 over one CAT5/6/7 cable up to 170m distance
- HDMI 1.4; DVI with or without HDCP
- 4K / UHD (30Hz RGB 4:4:4, 60Hz YCbCr 4:2:0), 2560 x 1600, HD video resolutions and all 3D formats are supported
- 10/100 Ethernet transmission
- Supports all HDMI audio formats
- Digital or analog audio add-on option
- Adjustable analog audio settings
- Integrated PoE power injection option for TPS extenders
- Pixel Accurate Reclocking, Advanced EDID Management and Frame Detector
- Compatible with deep color, Dolby TrueHD and DTS-HD audio
- Features PCM audio sample rate conversion

Product Name	Audio Add-on	PoE Add-on
MX-TPS2-IB-P	none	yes
MX-TPS2-IB-AP	analog	yes
MX-TPS2-IB-SP	spdif	yes

## With Analog Audio Add-On

### MX-TPS2-IB-AP

- Bi-directional configurable analog stereo port with 5-pole Phoenix connector
- Stereo PCM audio up to 96 kHz can be de-embedded from the HDMI signals
- Digitalized audio (PCM 48 kHz) can be embedded (or replaced) to the HDMI signal
- Volume, gain control

## With Digital Audio Add-On

### MX-TPS2-IB-SP

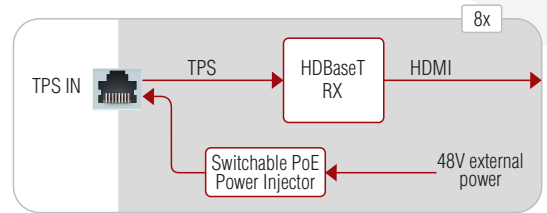
- S/PDIF breakout for every port
- Bi-directional configurable S/PDIF connectors: audio can be de-embedded from the HDMI signals or audio can be embedded (or replaced) to the HDMI signal
- PoE compatible
- 48V remote powering
- Remote powering on/off switching
- Status feedback

### Supplied Accessory Required for the PoE Function

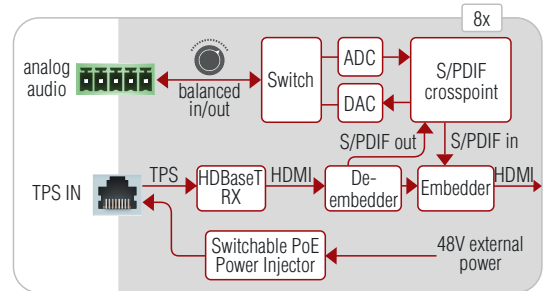


Part No: 9134 0015  
 Power adaptor with IEC plug.  
 Power supply for PoE 48V remote powering function.  
 Universal input: 100-240 V AC, 50-60 Hz.  
 Output: 48 V DC, 5.84 A.

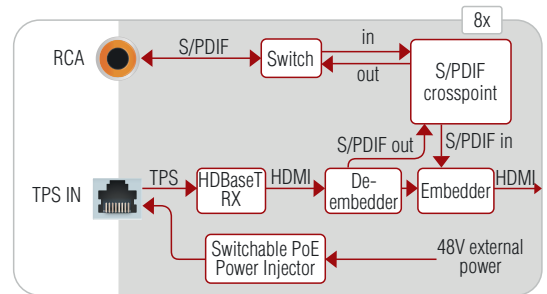
### Port Diagrams:



MX-TPS2-IB-P



MX-TPS2-IB-AP




MX-TPS2-IB-SP

## Fiber Optical Single-Link DVI Input Board

### MX-DVI-OPT-IB -LC, -NT, -SC, -ST

Part no: 9112 0015 (LC), 9112 0016 (ST), 9112 0017 (SC), 9112 0018 (NT)



MX-DVI-OPT-IB offers an extremely long, 2500m distance extension over a single Multimode fiber for Single-Link DVI signals on eight channels.

#### Features:

- 8 x single Multimode fiber input
- Selectable connectors: Neutrik OpticalCON, -LC, -SC, -ST
- Laser detect feedback LED for each input
- No video compression
- Zero frame delay
- Extension distance: up to 2500 m (1600 x 1200 @ 60Hz)
- Incoming signals are converted to DVI-D


#### Compatible Products:

- Transmitters:  
DVI-OPT-TX110  
DVI-OPT-TX220-Pro

## Fiber Optical Dual-Link DVI Input Board

### MX-DVIDL-OPT-IB-LC, -NT

Part no: 9112 0019 (LC), 9112 0022 (NT)



MX-DVIDL-OPT-IB offers an extremely long, 2500m distance extension over a duplex Multimode fiber for Dual-Link DVI signals on four channels.

#### Features:

- 4 Dual-Link DVI Multimode fiber input
- Selectable connectors: Neutrik OpticalCON, -LC, -ST

- Dual-Link DVI Multimode fiber input for DUAL-Link DVI
- Supports Dual-Link DVI video resolutions and 120 Hz 3D signals
- Selectable connectors: Neutrik OpticalCON, -LC, -ST
- Laser detect feedback LED for each input
- No video compression
- Preserves signal integrity with zero frame delay
- Extension distance: up to 2500 m

#### Compatible Products:

- Transmitters:  
DVIDL-OPT-TX200

## 4K, 3D and Deep Color HDMI Optical Input Board

### MX-HDMI-OPT-IB-LC, -NT, -SC

Part no: 9112 0023 (LC), 9112 0025 (SC), 9112 0026 (NT)



MX-HDMI-OPT-IB-NT



MX-HDMI-OPT-IB-SC



MX-HDMI-OPT-IB-LC

MX-HDMI-OPT-IB offers an extremely long, 2500m distance extension over a single Multimode fiber for HDMI, DVI, VGA signals on 8 channels with 4K resolution and 3D formats support.

### Features:

- 8 channels with 4K resolution and 3D format support
- Single Multimode fiber for HDMI, DVI and VGA signals
- Built-in HDMI to fiber converter
- Selectable connectors: Neutrik OpticalCON, -LC, -SC
- 4K x 2K @ 30 Hz, 1080p @ 120 Hz, 2560 x 1600, 2048 x 2048 HD video resolutions and all 3D formats are supported
- Laser detect LED
- No video compression
- Zero frame delay, no latency
- Extension distance: 2500 m (1600 x 1200 @ 60Hz)

### Compatible Products:

- Transmitters:
  - DVI-OPT-TX110
  - DVI-OPT-TX220-Pro
  - HDMI-OPT-TX100
  - HDMI-OPT-TX100R
  - HDMI-OPT-TX200R
  - HDMI-3D-OPT-TX210A
  - HDMI-3D-OPT-TX210RAK
  - SW4-OPT-TX240RAK
  - MX-HDMI-OPT-OB-LC
  - MX-HDMI-OPT-OB-SC
  - 25G-MX-HDMI-OPT-OB

**4K, 3D and Deep Color HDMI Output Board**

**MX-HDMI-3D-OB, -A, -S**

Part no: 9113 0005, 9113 0006 (A), 9113 0007 (S)

MX-HDMI-3D-OB provides eight channel HDMI 1.4 extension with 4K resolution, 3D and local audio support.

**Features:**

- 8 HDMI output ports
- HDMI 1.4a; DVI with or without HDCP
- For advanced audio optional 8 S/PDIF (S) or 8 stereo audio (A) connectors
- Available models: analog stereo audio option (MX-HDMI-3D-OB-A) or digital S/PDIF audio option (MX-HDMI-3D-OB-S) or without audio (MX-HDMI-3D-OB)
- 4K / UHD (30Hz RGB 4:4:4, 60Hz YCbCr 4:2:0), 1080p @ 120 Hz, 2560 x 1600, 2048 x 2048 , HD video resolutions and all 3D formats are supported
- Advanced EDID Management and Frame Detector
- Pixel Accurate Reclocking
- HDMI (24 bit RGB) to DVI conversion
- Dolby TrueHD and DTS-HD Master Audio
- 36-bit deep color support

**With Digital S/PDIF Audio Add-On:**

**MX-HDMI-3D-OB-S**

- S/PDIF breakout for every port
- Bi-directional configurable S/PDIF connectors: audio can be de-embedded from the HDMI signals or audio can be embedded (or replaced) to the HDMI signal

**With Analog Stereo Audio Add-On:**

**MX-HDMI-3D-OB-A**

- Bi-directional configurable analog stereo port with 5-pole Phoenix connector
- Stereo PCM audio up to 96 kHz can be de-embedded from the HDMI signals
- Digitalized audio (PCM 48 kHz) can be embedded (or replaced) to the HDMI signal

**4K, 3D DVI and HDMI Compliant Output Board**

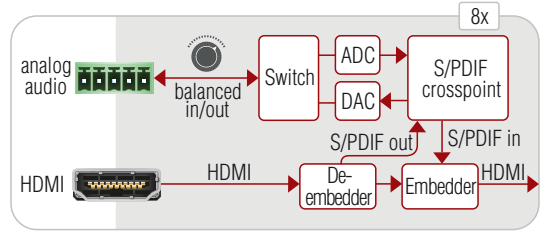
**MX-DVI-4K-OB**

Part no: 9113 0052

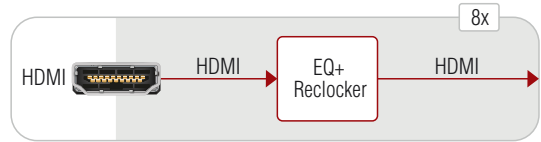
**coming soon!** Call sales for availability ☎



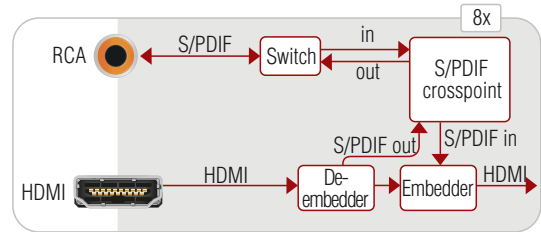
**Port Diagrams:**




MX-HDMI-3D-OB-A



MX-HDMI-3D-OB



MX-HDMI-3D-OB-S



MX-DVI-4K-OB provides eight channel HDMI 1.4 extension with 4K resolution and 3D formats.

**Features:**

- 8 DVI output ports
- DVI with or without HDCP
- 4K / UHD (30Hz RGB 4:4:4, 60Hz YCbCr 4:2:0), 1080p @ 120 Hz, 2560 x 1600, 2048 x 2048 , HD video resolutions and all 3D formats are supported
- Advanced EDID Management and Frame Detector
- Pixel Accurate Reclocking
- 36-bit deep color support

TPS and HDMI Output Board for Ethernet, Audio and Control

**MX-4TPS2-4HDMI-OB, -A, -S, -P, -AP, -SP**

Part no: 9113 0046, 9113 0047 (A), 9113 0048 (S), 9113 0050 (AP), 9113 0051 (SP), 9113 0049 (P)



MX-4TPS2-4HDMI-OB

MX-4TPS2-4HDMI-OB is a mixed output board with four HDMI and four HDBaseT™ single CAT outputs providing HDMI 1.4, audio, Ethernet and RS-232 extension on a single CAT5/6/7 cable up to 120m in HDBaseT™ and 170m distance in Long reach mode.

**Features:**

- HDMI extension supporting 3D and 4K
- Accepts HDMI + Ethernet + RS-232 over one CAT5/6/7 cable up to 170m distance
- HDMI 1.4; DVI and HDCP compliant with or without HDCP
- 4K / UHD (30Hz RGB 4:4:4, 60Hz YCbCr 4:2:0), 1080p @ 120 Hz, 2560 x 1600, 2048 x 2048,
- 10/100 Ethernet transmission
- Supports all HDMI audio formats
- Pixel Accurate Reclocking
- Advanced EDID Management
- Frame Detector
- Compatible with deep color, Dolby TrueHD and DTS-HD audio

- Remote powering on/off switching
- Volume, gain, balance, bass and treble control
- Phase invert and de-emphasis option

Attention: The built-in PoE injector function requires the supplied PSU-48VP external power source to be connected directly to the board!

Product Name	Audio Add-on	PoE Add-on
MX-4TPS2-4HDMI-OB	none	none
MX-4TPS2-4HDMI-OB-A	analog	none
MX-4TPS2-4HDMI-OB-S	spdif	none
MX-4TPS2-4HDMI-OB-P	none	yes
MX-4TPS2-4HDMI-OB-AP	analog	yes
MX-4TPS2-4HDMI-OB-SP	spdif	yes

**With Digital Audio and PoE Add-on**



MX-4TPS2-4HDMI-OB-SP

- S/PDIF breakout for every port
- Bi-directional configurable S/PDIF connectors: audio can be de-embedded from the HDMI signals or audio can be embedded (or replaced) into the HDMI signal
- PoE compatible
- 48V remote powering
- Remote powering on/off switching
- Status feedback

Attention: The built-in PoE injector function requires the supplied PSU-48VP external power source to be connected directly to the board!

**With PoE Add-on**



MX-4TPS2-4HDMI-OB-P

- PoE compatible
- 48V remote powering
- Remote powering on/off switching
- Status feedback

**With Analog Audio Add-on**



MX-4TPS2-4HDMI-OB-A

- Bi-directional configurable analog stereo ports with 5-pole Phoenix connector
- Stereo PCM audio up to 96 kHz can be de-embedded from the HDMI signals
- Stereo audio (up to PCM 48 kHz) can be embedded (or replaced) into the HDMI signal
- Volume, gain, balance, bass and treble control
- Phase invert and de-emphasis option

**With Analog Audio and PoE Add-on**



MX-4TPS2-4HDMI-OB-AP

- Bi-directional configurable analog stereo ports with 5-pole Phoenix connector
- Stereo PCM audio up to 96 kHz can be de-embedded from the HDMI signals
- Digitalized audio (PCM 48 kHz) can be embedded (or replaced) into the HDMI signal
- PoE compatible
- 48V remote powering

**With Digital Audio Add-on**



MX-4TPS2-4HDMI-OB-S

- S/PDIF breakout for every port
- Bi-directional configurable S/PDIF digital audio port with RCA connectors: audio can be de-embedded from the HDMI signals or audio can be embedded (or replaced) into the HDMI signal

HDBaseT™ and the HDBaseT Alliance logo are trademarks of the HDBaseT Alliance

**TPS Output Board for HDMI, Ethernet, Audio and Control**




**MX-TPS-OB, -A, -S**

Part No: 9113 0027, 9113 0028 (A), 9113 0029 (S)

MX-TPS-OB Output Board is a long-distance single CAT HDBaseT™ solution with localized audio embedding and de-embedding points.

**Features:**

- 8 channel twisted pair Output Board
- HDMI extension supporting 3D and 4K
- Accepts HDMI + Ethernet + RS-232 over one CAT5/6/7 cable to up to 170m distance
- HDMI 1.4; DVI and HDCP compliant
- 4K/UHD (30Hz RGB 4:4:4, 60Hz YCbCr 4:2:0), UHD, 2560 x 1600
- Compatible with deep color, Dolby TrueHD and DTS-HD audio
- PCM audio sample rate conversion
- HD video resolutions and all 3D formats are supported
- 10/100 Ethernet transmission
- Supports all HDMI audio formats
- Options for cards with digital or analog audio connectors
- HDCP enable/disable mode, Pixel Accurate Reclocking, Advanced EDID Management and Frame Detector
- 12V Remote powering of compatible devices



Attention: The built-in remote powering injector function requires the supplied PSU-12VP external power source to be connected directly to the board!

**With Digital S/PDIF Audio Add-On:**

**MX-TPS-OB-S**

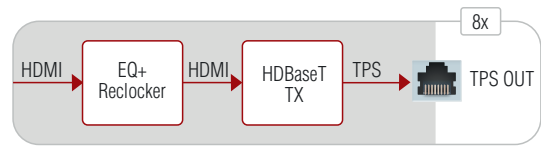
- S/PDIF breakout for every port
- Bi-directional configurable S/PDIF connectors: audio can be de-embedded from the HDMI signals or audio can be embedded (or replaced) to the HDMI signal

**With Analog Stereo Audio Add-On:**

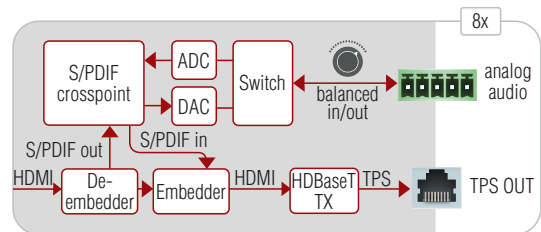
**MX-TPS-OB-A**

- Bi-directional configurable analog stereo port with 5-pole Phoenix connector
- Stereo PCM audio up to 96 kHz can be de-embedded from the HDMI signals
- Digitalized audio (PCM 48 kHz) can be embedded (or replaced) to the HDMI signal
- Volume, gain, balance, bass and treble control
- Phase invert and de-emphasis option

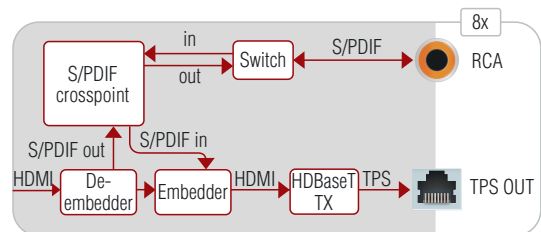
**Port Diagrams:**



MX-TPS-OB



MX-TPS-OB-A




MX-TPS-OB-S

**Supplied Accessory Required for Remote Powering:**



Part No: 9134 0007  
Power adaptor with IEC plug.  
Power supply for 12V remote powering function.  
Universal input: 100-240 V AC, 50-60 Hz.  
Output: 12 V DC, 6,67 A.

**Available Video Patterns:**



Test Pattern Generator Video Formats:  
480p, 576p, 720p, 1080p, 1080p deep color


HDBaseT™ and the HDBaseT Alliance logo are trademarks of the HDBaseT Alliance



## TPS Output Board with PoE

### MX-TPS2-OB-P, -AP, -SP

Part No: 9113 0042 (P), 9113 0043 (AP), 9113 0044 (SP)



MX-TPS2-OB-P the 8 channel twisted pair output board provides HDMI 1.4, audio, Ethernet and RS-232 transmission on a single CAT5/6/7 cable up to 100m in HDBaseT™ and 170m distance in Long reach mode.

#### Features:

- HDMI extension supporting 3D and 4K
- Accepts HDMI + Ethernet + RS-232 over one CAT5/6/7 cable up to 170m distance
- HDMI 1.4 and DVI with or without HDCP
- 4K / UHD (30Hz RGB 4:4:4, 60Hz YCbCr 4:2:0), UHD, 2560 x 1600, HD video resolutions and all 3D formats are supported
- 10/100 Ethernet transmission
- Supports all HDMI audio formats
- Compatible with deep color, Dolby TrueHD and DTS-HD audio
- Features PCM audio sample rate conversion
- Pixel Accurate Reclocking, Advanced EDID Management and Frame Detector
- Integrated PoE power injection option for TPS extenders

Attention: The built-in PoE remote powering function requires the supplied PSU-48VP external power source to be connected directly to the board!

- Digitized audio (PCM 48 kHz) can be embedded (or replaced) to the HDMI signal
- Volume, gain control
- PoE compatible
- 48V remote powering
- Remote powering on/off switching
- Status feedback

#### With Digital Audio Add-On

##### MX-TPS2-OB-SP

- S/PDIF breakout for every port
- Bi-directional configurable S/PDIF connectors: audio can be de-embedded from the HDMI signals or audio can be embedded (or replaced) to the HDMI signal
- PoE compatible
- 48V remote powering
- Remote powering on/off switching
- Status feedback

#### With Analog Audio Add-On

##### MX-TPS2-OB-AP

- Bi-directional configurable analog stereo port with 5-pole Phoenix connector
- Stereo PCM audio up to 96 kHz can be de-embedded from the HDMI signals

#### Supplied Accessory Required for the PoE Function



Part No: 9134 0015  
 Power adaptor with IEC plug.  
 Power supply for PoE 48V remote powering function.  
 Universal input: 100-240 V AC, 50-60 Hz.  
 Output: 48 V DC, 5.84 A.

## Analog Audio Output Board **MX-AUDIO-OB-A**

Part no: 9113 0045



MX-AUDIO-OB-A is an eight-channel analog audio output board to switch audio de-embedded from a video signal to an output port. The board has adjustable audio setting options.

### Features:

- Analog audio breakaway switching
- Eight Phoenix (Euroblock) connectors
- Stereo PCM audio up to 96 kHz de-embedded from the HDMI signals
- Volume, balance, bass and treble control
- Phase invert option
- Pre-emphasis option

## Dual-Link DVI Output Board **MX-DVIDL-OB**

Part no: 9113 0003



MX-DVIDL-OB is a Dual-Link DVI Output Board supporting four Dual-Link DVI-D connectors.


### Features:

- 4 gold plated DVI connectors
- Pro series Dual-Link I/O board
- Advanced EDID Management
- TMDS Relocking
- Fiber adapter powering on output
- Supports High Definition computer signals and 120Hz 3D

## DVI, HDCP and HDMI Compliant Output Board

### **MX-DVI-HDCP-OB**

Part no: 9113 0002



MX-DVI-HDCP-OB is an eight channel Output Board with DVI connectors able to receive digital DVI and HDMI 1.3 signals with or without HDCP encryption.

### Features:

- 8 channel Output Board with screw-locable DVI connectors
- HDMI 1.3 and DVI with or without HDCP
- Advanced EDID Management
- Supports all HDMI audio formats such as Dolby TrueHD and DTS-HD Master Audio
- Pixel Accurate Relocking
- 36-bit deep color support
- Color space conversion: RGB and YUV
- Color range scaling (16:235 to 0:255)
- 3D signal compatibility with frame packing, side-by-side and top-bottom formats

## Fiber Optical Single-Link DVI Output Board

### MX-DVI-OPT-OB-LC, -ST, -SC

Part no: 9113 0012 (LC), 9113 0013 (ST), 9113 0014 (SC)



MX-DVI-OPT-OB-LC



MX-DVI-OPT-OB-SC



MX-DVI-OPT-OB-ST

MX-DVI-OPT-OB provides extremely long, 2500m distance extension over a single Multimode fiber for Single-Link DVI signals on eight channels.

#### Features:

- 8 Single-Link DVI Multimode fiber outputs
- Selectable connectors: -LC, -SC, -ST
- Laseractive feedback LED for each output
- No video compression
- Zero frame delay
- Extension distance: 2500 m (1600 x 1200 @ 60Hz)

## Fiber Optical Reclocking Single-Link DVI Output Board

### MX-DVI-OPT-OB-R, -LC, -ST, -SC, -NT

Part no: 9113 0015 (LC), 9113 0016 (ST), 9113 0017 (SC), 9113 0018 (NT)



MX-DVI-OPT-OB-R-LC



MX-DVI-OPT-OB-R-SC



MX-DVI-OPT-OB-R-NT



MX-DVI-OPT-OB-R-ST

MX-DVI-OPT-OB-R Output Board provides extremely long, 2500m extension and reclocking for DVI-D signals over Multimode fiber on eight channels.

#### Features:

- 8 Single-Link DVI Multimode fiber output
- DVI Pixel Accurate Reclocking
- Selectable connectors: Neutrik OpticalCON, -LC, -SC, -ST
- No video compression
- Zero frame delay
- Extension distance: 2500 m (1600 x 1200 @ 60Hz)

## Fiber Optical Dual-Link DVI Output Board

### MX-DVIDL-OPT-OB-LC, -NT

Part no: 9113 0019 (LC), 9113 0022 (NT)



MX-DVIDL-OPT-OB-NT



MX-DVIDL-OPT-OB-LC

MX-DVIDL-OPT-OB provides extremely long, 2500m extension over a duplex Multimode fiber for Dual-Link DVI signals on 4 channels.

#### Features:

- 4 Dual-Link DVI Multimode fiber output
- Selectable connectors: Neutrik OpticalCON, -LC
- Laseractive feedback LED for each output
- No video compression
- Zero frame delay
- Extension distance: up to 2500 m
- Supports 120 Hz 3D signals

## 4K Fiber Optical HDMI Output Board

### MX-HDMI-OPT-OB-LC, -SC, -NT

Part no: 9113 0023 (LC), 9113 0025 (SC), 9113 0026 (NT)



MX-HDMI-OPT-OB-NT



MX-HDMI-OPT-OB-SC



MX-HDMI-OPT-OB-LC

MX-HDMI-OPT-OB provides extremely long 2500m distance extension over a single Multimode fiber for HDMI, DVI, VGA signals on 8 channels with 4K resolution and 3D formats support.


#### Features:

- 8 channel fiber optical Output Board
- Built-in HDMI to fiber converter
- Selectable connectors: Neutrik OpticalCON, -LC, -SC
- 4K x 2K @ 30 Hz, 1080p @ 120 Hz, 2560 x 1600, 2048 x 2048, HD video resolutions and all 3D formats are supported
- Laser detect feedback LED
- No video compression
- Zero frame delay
- Extension distance: 2500 m (1600 x 1200 @ 60Hz)


## 4K, 3D and Deep Color HDMI Optical Output Board with Reclocking

### MX-HDMI-OPT-OB-R-LC, -NT

Part No: 9113 0030 (LC), 9113 0032 (SC), 9113 0033 (NT)



MX-HDMI-OPT-OB-R-NT



MX-HDMI-OPT-OB-R-LC

MX-HDMI-3D-OB-R is an eight channel Multimode optical Output Board providing HDMI 1.4, audio and RS-232 extension over a single Multimode fiber up to 2500m distance.

#### Features:

- HDMI 1.4a; DVI and HDCP compliant 8 output matrix board
- Selectable connectors: Neutrik OpticalCON, -LC
- Resolution up to 4096x2048@30Hz and all 3D formats are supported
- Extension distance: 2500 m (up to 1920 x 1200 @ 60Hz), 1100m (4096 x 2048 @ 30Hz)
- Dolby TrueHD and DTS-HD Master Audio
- Advanced EDID Management
- Frame Detector
- Pixel Accurate Reclocking
- One bi-directional RS-232 channel per port

# STANDALONE MATRIX SWITCHERS

## ONE BOX SOLUTIONS FOR DYNAMICALLY CHANGING ENVIRONMENTS

A standalone matrix is a self-containing device, which does not require any other devices to function. Input sources are connected directly to the matrix, just like the displays to the outputs. These 4x4 to 16x16 I/O sized routers are perfect for dynamically changing environments, such as small board rooms, classrooms or meeting rooms.

Lightware provides standalone matrix switchers for VGA, YUV, Digital DVI, HDMI with HDCP, stereo analog and S/PDIF digital audio signals. Crosspoint switching is done instantly without frame delay or frame latency and can be controlled either by RS-232 / RS-422 port, TCP/IP LAN, through USB connection or by the built-in website.



Full 4K MX2 Matrix Switchers **new!**

**MX2-24x24-HDMI20, MX2-24x24-HDMI20-Audio**  
**MX2-24x24-HDMI20-R, MX2-24x24-HDMI20-Audio-R**

**MX2-16x16-HDMI20, MX2-16x16-HDMI20-Audio**  
**MX2-16x16-HDMI20-R, MX2-16x16-HDMI20-Audio-R**

# HDMI 2.0 Matrix Switchers

with Huge  
Crosspoint Sizes



**MX2**  
16x16  
24x24

The MX2-16x16-HDMI20 and MX2-24x24-HDMI20 are members of the Lightware MX2 standalone matrix switcher series supporting uncompromised 4K UHD resolution at 60Hz with RGB 4:4:4 colorspace and with down-conversion capabilities to 4:2:2. These routers are fully HDMI 2.0 compatible. The switchers have outstanding port density making them particularly suitable for fix-install applications and for future-proof operation centers, for installations where a huge number of HDMI 2.0 compliant input and output ports are required.

These standalone products have 16x16 or 24x24 HDMI 2.0 I/O ports respectively, supporting 3D, Dolby TrueHD and DTS-HD Master Audio and also HDR10, HDR10+ and Dolby Vision. Proprietary Lightware technologies like Pixel Accurate Reclocking and Advanced EDID Management are included and can be controlled via the built-in website.

The MX2-16x16-HDMI20-Audio and MX2-24x24-HDMI20-Audio are enhanced variants allowing embedding audio to, and de-embedding audio from the HDMI stream at dedicated analog audio I/O ports. In lack of the direct selection buttons on the front panel, all crosspoint switching functions are available via the rotary jog dial button and the color display on the front pane.

All four versions of these matrix switchers are also available in R versions, with redundant and reinforced AC mains connectors, rugged RS-232 and Ethernet ports, designed for any high operation stress environments.

## Highlight features

- HDMI 2.0, HDMI1.x and DVI 1.0 compliant
- Supports conversion from 4K UHD at 60Hz 4:4:4 to 4K UHD at 60 Hz YCbCr 4:2:2
- 4K@60Hz with RGB 4:4:4 color space, 18 Gbps bandwidth
- HDCP 2.2 and HDCP 1.4 compliant with cross conversion capabilities
- Fully non-blocking switching architecture with zero frame delay
- Pixel Accurate Reclocking on each input
- Advanced EDID Management
- Built-in website, RS-232, Ethernet and USB control options
- LCD, push buttons and rotary switch for front panel control
- Front to back cooling airflow
- HDR10+ and Dolby Vision support

## Variants with analog audio only:

- Analog audio embedding and de-embedding and digital-to-analog conversion of stereo LPCM.

## R type variants only:

- Redundant power supply with rugged AC mains connector and control ports

# Eight Variants

with **Various Add-ons**  
and **Enhancements**

Lightware adds eight new devices to the **MX2 matrix switcher series in 2018**. The MX2 series is a **fully HDMI 2.0 compatible matrix** router line, with a maximum resolution of **4K UHD @ 60 Hz in 4:4:4** format, while also supporting **HDR, Dolby Vision, 3D, Dolby TrueHD** and **DTS-HD Master Audio**. The devices are **HDCP 2.2** and **HDCP 1.4** compliant with cross conversion capabilities, while device control can be achieved via **Ethernet, RS-232** and **USB** ports. The rich feature set of the routers also include **proprietary Lightware services and technologies**.



MX2 Model Name	Full Set of Crosspoint Switch Buttons on Front	Analog Audio I/O Ports	Redundant Power and Reinforced Connectors
MX2-16x16-HDMI20	✓	×	×
MX2-24x24-HDMI20	✓	×	×
MX2-16x16-HDMI20-Audio	×	✓	×
MX2-24x24-HDMI20-Audio	×	✓	×
MX2-16x16-HDMI20-R	✓	×	✓
MX2-24x24-HDMI20-R	✓	×	✓
MX2-16x16-HDMI20-Audio-R	×	✓	✓
MX2-24x24-HDMI20-Audio-R	×	✓	✓

## Models with Direct Crosspoint Switch Buttons

Both 16x16 and 24x24 crosspoint models come with a full set of **front panel crosspoint buttons**, for easy direct switching in a dynamically changing environment.



# Models with Analog Audio I/O Ports



**MX2-16x16-HDMI20-Audio**  
Back view

The models with the analog **audio input and output ports** have **5-pole Phoenix connectors for audio embedding and de-embedding**. The 16x16 unit has 4x4 I/O audio ports plus another 4x audio output ports which can be freely assigned to any output HDMI signals. The 24x24 device versions have 8x8 I/O audio ports. Although the models with the analog audio add-on lack the front panel direct crosspoint switch keys, all crosspoint changing functions are still available by using the jog-dial button next to the LCD display, the open API or the web-based control software.



**MX2-24x24-HDMI20-Audio**  
Back view

## R Type Variants

**Redundant  
Robust  
Rental**

All product versions also feature models with **two independent power sources with separate mains connectors**. The power connector, the RS-232 and Ethernet connectors are all **reinforced, rugged types**, especially fitting rental and staging purposes, where wear and tear effects are more regular in everyday use.



Neutrik Ethercon



Neutrik Powercon True1



D-Sub RS-232



# Recommended Application Areas

MX2 Model Name	Recommended Application Areas	
MX2-16x16-HDMI20	<b>Rental &amp; Staging</b> Live events, Projection mapping, etc.	<b>Oil &amp; Gas</b> <b>Government</b> <b>Military</b> <b>Medical</b> <b>Command &amp; Control Applications</b> (e.g. operating theaters)
MX2-24x24-HDMI20		
MX2-16x16-HDMI20-Audio	<b>Corporate Boardrooms and Meeting Spaces</b> <b>Rack Installations</b>	<b>Command &amp; Control Applications</b> (e.g. operating theaters)
MX2-24x24-HDMI20-Audio		
MX2-16x16-HDMI20-R	<b>Rental &amp; Staging</b> live events, projection mapping, etc. <b>Command &amp; Control applications</b> (e.g. operating theaters) Any application area with elevated level of operation stress	
MX2-24x24-HDMI20-R		
MX2-16x16-HDMI20-Audio-R		
MX2-24x24-HDMI20-Audio-R		



## First Compact **HDMI 2.0** Standalone Matrix with **24x24 Crosspoint**

While the 16x16 sized matrix satisfies a standard crosspoint size expectation, the **24x24 size crosspoint introduces a new dimension** among standalone matrix routers. Choose the size best fitting your application. As these devices are compact built standalone switchers, they are designed to provide true HDMI 2.0 compliance in a mere **3U and a 4U sized chassis** respectively, which is substantially smaller than comparable, typically modular build matrix switchers on the market. Their small size factor makes these routers, especially their audio add-on models, **excellent choices for rack-mounted, fixed installations** as well. This is furthermore supported by their **rack-conform, front-to-back, efficient cooling** air trail design.

## Built-in, Proprietary Lightware **Services and Technology**

As always, we deliver these matrix switchers also with **proprietary services and technologies built-in** at no extra costs, helping installation and operation.



### Analytics and Diagnostics

Cable diagnostics and a built-in video frame detector provide feedback about the exact **pixel count and clock frequency**.



### Open API

**Open-source API** technology at the core makes these Lightware products **easy to integrate into third party systems**.



### Convenient Adjustments and Updates

Device configuration can be adjusted via the **built-in website**, and firmware update is available through Ethernet.

## 8 x 8 HDMI 2.0 Full 4K Matrix Switcher

### MX2-8x8-HDMI20-Audio-L

Part No: 9131 0050



The MX2-8x8-HDMI20-Audio-L is an HDMI 2.0 compatible, standalone matrix switcher that supports uncompromised 4K UHD resolution at 60Hz 4:4:4.

Thanks to its compact size and silent design, it is particularly suitable for offices and meeting rooms, for 4K live events, and for futureproof operation centers. It is also a perfect choice for home theater enthusiasts who demand the highest quality along with HDMI 2.0 and 4K@60Hz video signals. This standalone product has 8 HDMI 2.0 inputs and 8 HDMI 2.0 outputs transmitting up to 4K at 60Hz in 4:4:4 format, while supporting 3D, Dolby TrueHD and DTS-HD Master Audio. Each input port has an audio connector for embedding analog audio into the HDMI stream. The audio connectors next to the output ports can provide de-embedded audio for amplifiers and audio systems; the output volume is adjustable.

The product has recently undergone external redesign resulting in a 100 mm longer chassis depth. There are also some changes in features and services since the original release of the device: input cable compensation is improved, allowing longer cable runs, while the power source inside the matrix is also more powerful. There is more robust reclocking applied to improve weaker 4K input signals.

The MX2-8x8-HDMI20-Audio-L matrix switcher supports both HDR and Dolby Vision in the HDMI signal at 10 or 12 bit speeds respectively, within its frame bandwidth of 18 Gbps.

### HDMI 2.0 to 2x HDMI 1.4 Splitting

The device supports vertical splitting of an HDMI 2.0 4K @ 60Hz 4:4:4 input signal to left and right halves allowing for the transmission of a 18 Gbps HDMI 2.0 signal over two HDMI 1.4 compliant links. The two halves can then be recombined at the signal destination.

### Features:

- 4K @ 60Hz with RGB 4:4:4 colorspace, 18 Gbps data rate
- HDMI 2.0, HDMI 1.x and DVI 1.0 compliant
- HDCP 2.2 and HDCP 1.4 compliant
- Fully non-blocking switching architecture with zero frame delay
- Splitting of 4K UHD at 60Hz to two output ports with left half and right half of the original video\*\*
- CEC support
- 4:4:4 to 4:2:0 subsampling\*\*
- Built-in website
- RS-232, Ethernet and USB control options
- HDR and Dolby Vision support\*
- Advanced EDID Management
- Compact and silent design
- LCD and push buttons for front panel control
- Front to back cooling airflow
- Volume control for all audio output ports

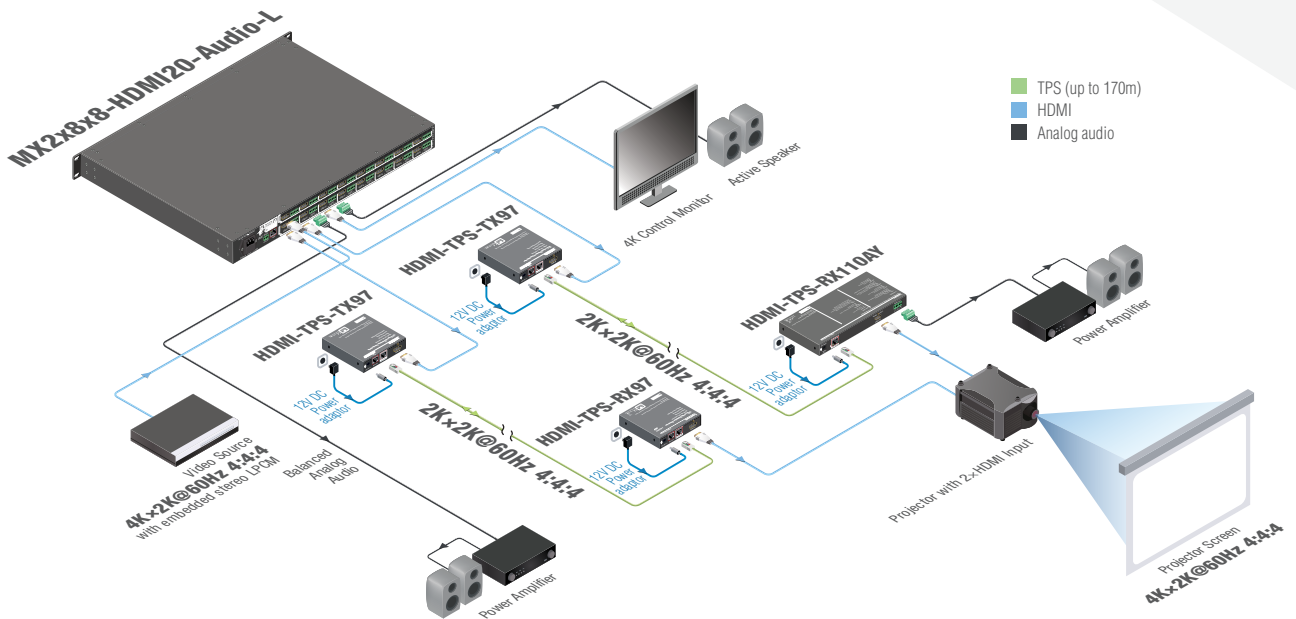
\* Supported HDR formats are limited by the maximum bitrate of 18 Gbps in the HDMI 2.0 standard

\*\* Specifications are subject to change

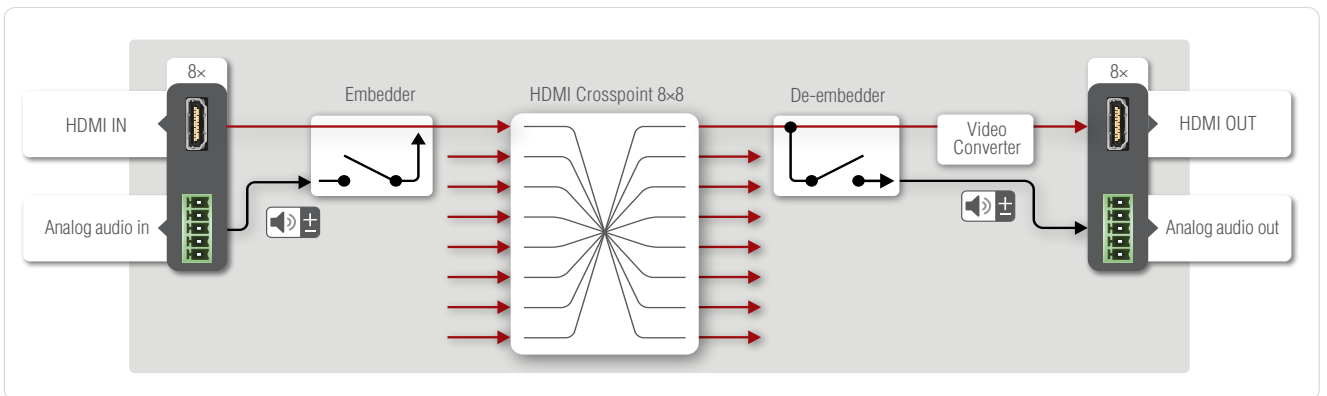
**Full 4K HDMI 2.0**  
60Hz @ 4:4:4 HIGH DEFINITION MULTIMEDIA INTERFACE



## Standalone Diagram



## Port Diagram



New product variants will also be available soon, which are optimized for the requirements of various applications schemes.

## Comparison Table for Available Variants of MX2 8x8 Series

**coming soon !**

Product name*	MX2-8x8-HDMI20-Audio-L	MX2-8x8-HDMI20-Rental	MX2-8x8-HDMI20-A-C	MX2-8x4-HDMI20-A-C	MX2-4x4-HDMI20-A-C
Recommended application	Full feature	Rental and staging	Fix installation	Fix installation	Fix installation
HDMI inputs	8x	8x	8x	8x	4x
HDMI outputs	8x (with split feature)	8x	8x	4x	4x
Audio inputs	8x	0x	2x	2x	✗
Audio outputs	8x	0x	2x	2x	2x
Front panel buttons	✓	✓	✗	✗	✗
Front panel LCD menu	✓	✓	✓	✓	✓

\*The final product names are subject to change

- Front panel buttons can be used for quick crosspoint changes on full and rental versions
- Crosspoint switching is available using the front panel LCD menu and jog-dial button on 'C' versions

**MX2 Series Full 4K Matrix Switchers with DisplayPort and HDMI Input Ports**  
**MX2-8x8-DH-8DPi-A** and **MX2-24x24-DH-12DPi-A**

**coming soon!**

Call sales for availability



**MX2-8x8-DH-8DPi-A**

The MX2-8x8-DH-8DPi-A and MX2-24x24-DH-12DPi-A are members of the Lightware MX2 standalone matrix switcher series with mixed DisplayPort and HDMI input ports, supporting uncompromised 4K UHD resolution at 60Hz with RGB 4:4:4 colorspace and with down-conversion capabilities to 4:2:2. The DisplayPort inputs on the MX2 DPi series routers allow connecting DisplayPort 1.2 video sources directly, without the need of adapters or dongles. These routers are fully HDMI 2.0 compatible with DisplayPort input signals transformed to HDMI for signal management. The switchers have outstanding port density making them particularly suitable for fix-install applications and for future-proof operation centers, for installations where a huge number of HDMI 2.0 compliant input and output ports are required.

MX2-8x8-DH-8DPi-A has 8 DisplayPort inputs and 8 HDMI outputs, while MX2-24x24-DH-12DPi-A has 12x DisplayPort inputs, 12x HDMI inputs and 24x HDMI outputs. Both devices support 3D, Dolby TrueHD and DTS-HD Master Audio and also HDR 10, HDR12 and Dolby Vision. Proprietary Lightware technologies like Pixel Accurate Reclocking and Advanced EDID Management are included and can be controlled via the built-in website.

MX2-8x8-DH-8DPi-A and MX2-24x24-DH-12DPi-A allow embedding audio to, and de-embedding audio from the signal stream at dedicated analog audio I/O ports. MX2-8x8-DH-8DPi-A has 8x analog audio inputs and 8x analog audio outputs. MX2-24x24-DH-12DPi-A has 8x analog audio inputs paired with four of the DisplayPort inputs and another 4x at four of the HDMI inputs, while at the output side there 8x analog audio ports available. Crosspoint switching functions are available via the rotary jog dial button and the color display on the front panel.

**Highlight features**

- DisplayPort 1.2 and HDMI 2.0 compliant
- DisplayPort input signals are converted to HDMI signals via the built-in chipset on each port
- Maximum resolution is 4K@60Hz with RGB 4:4:4 color space, 24bit color depth
- 18 Gbps bandwidth video crosspoint
- Supports conversion from 4K UHD at 60Hz 4:4:4 to 4K UHD at 60 Hz YCbCr 4:2:2
- HDCP 2.2 and HDCP 1.4 compliant with cross conversion capabilities
- Fully non-blocking switching architecture with zero frame delay
- Pixel Accurate Reclocking on each input
- Advanced EDID Management
- Built-in website, RS-232, Ethernet and USB control options
- LCD, push buttons and rotary switch for front panel control
- Front to back cooling airflow
- HDR10 and Dolby Vision support
- Analog-to-digital conversion and embedding on the input, de-embedding and digital-to-analog conversion of stereo LPCM on the output



**MX2-24x24-DH-12DPi-A**

	<b>MX2-8x8-DH-8DPi-A</b>	<b>MX2-24x24-DH-12DPi-A</b>
Number of Ports	<b>8x8</b>	<b>24x24</b>
DisplayPort Inputs	8x	12x
HDMI Inputs	–	12x
HDMI Outputs	8x	24x
Analog Audio Inputs	8x	4x audio inputs next to DP inputs 4x audio in next to HDMI inputs
Audio Outputs	8x	8

UMX Series Switcher for VGA, DVI-I, HDMI and DisplayPort

**UMX-HDMI-140** and **UMX-HDMI-140-Plus**

Part No: 9156 0001; 9156 0003



UMX-HDMI-140 switches universal 4K video and audio to a HDMI output port. This device was designed for digital and analog video and audio signals: VGA, YPrPb, DVI, HDMI 1.4 and DP 1.1 with analog stereo audio from local inputs or embedded 7.1 HBR audio. The unit can also handle HDCP encryption. Analog signals (both audio and video) are converted into digital format. Using the factory, custom or transparent EDID emulation the user can fix and lock EDID data on each input connector. Advanced EDID Management forces the required resolution from any video source and fixes the output format conforming the system requirements.

The 'Plus' versions of these products include an improved processor and bigger memory which allows the integration of 'Advanced Control' features into the product.

The 'Advanced Control' feature pack includes functions which help to integrate the product with CISCO Rooms and other 3rd party systems, and/or to overcome system automation challenges. In small to mid size systems these automation features can help to dismiss an additional control processor box, thus lowering intergration time and costs.

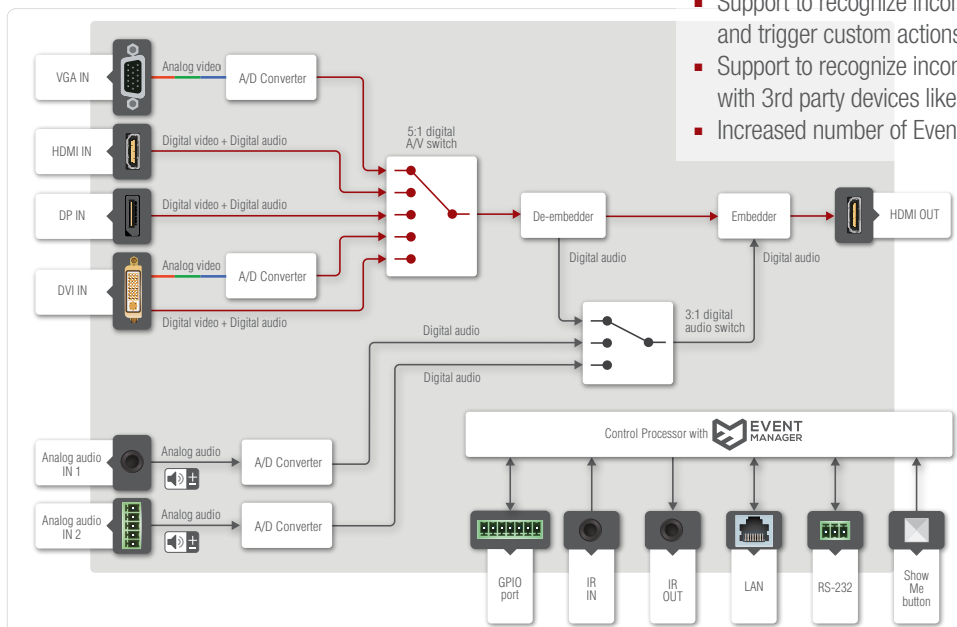
**Features:**

- 4K/UHD (30Hz RGB 4:4:4, 60Hz YCbCr 4:2:0) and 3D capabilities
- Switches DVI, HDMI, VGA or DisplayPort to a HDMI output port
- Video inputs: VGA, HDMI, DisplayPort, DVI-D and DVI-A
- Audio inputs: Stereo jack in, 5-pole Phoenix connector for balanced audio in
- Stereo jack, 1x5 pole Phoenix
- Embedded 7.1 HBR audio support
- Autoselect mode: video and audio priority modes
- Intuitive Control Software
- GPIO control port
- HDCP compliant
- Audio embedding
- Built-in Event Manager feature
- Advanced EDID management
- No signal latency
- Frame detector

**Plus Features:**

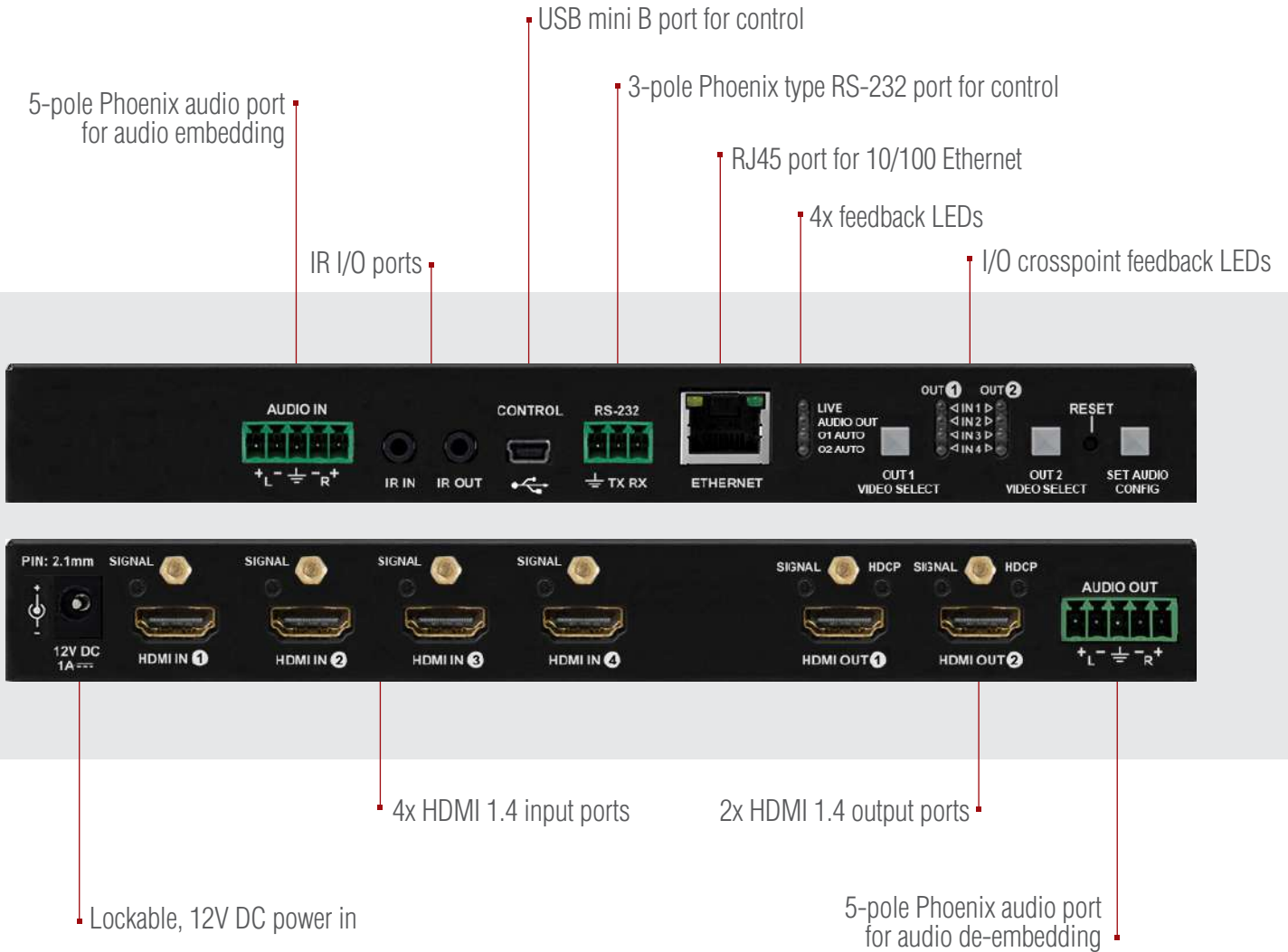
- Support to send raw Infrared messages (Pronto HEX codes) to control TVs, Blurays, etc with connected IR emitters
- Support to send CEC messages to control TVs, Blurays etc which are conencted on HDMI ports
- Support to recognize incoming CEC messages in Event Manager and trigger custom actions
- Support to recognize incoming RS-232 messages to integrate with 3rd party devices like VC codecs
- Increased number of Events to 100

Port Diagram - UMX-HDMI-140



**4K UHD 4x2 HDMI Matrix Switcher**  
**MMX4x2-HDMI**

Part No: 9131 0034



**Features:**

- 4x2 HDMI matrix switcher
- 4K/UHD (30Hz RGB 4:4:4, 60Hz YCbCr 4:2:0) and 3D capabilities
- Fully HDCP compliant
- Balanced analog audio input and output for embedding and de-embedding audio
- Audio volume and gain control on analog input and output
- Event Manager
- RS-232, IR, Ethernet control capabilities
- Compact size

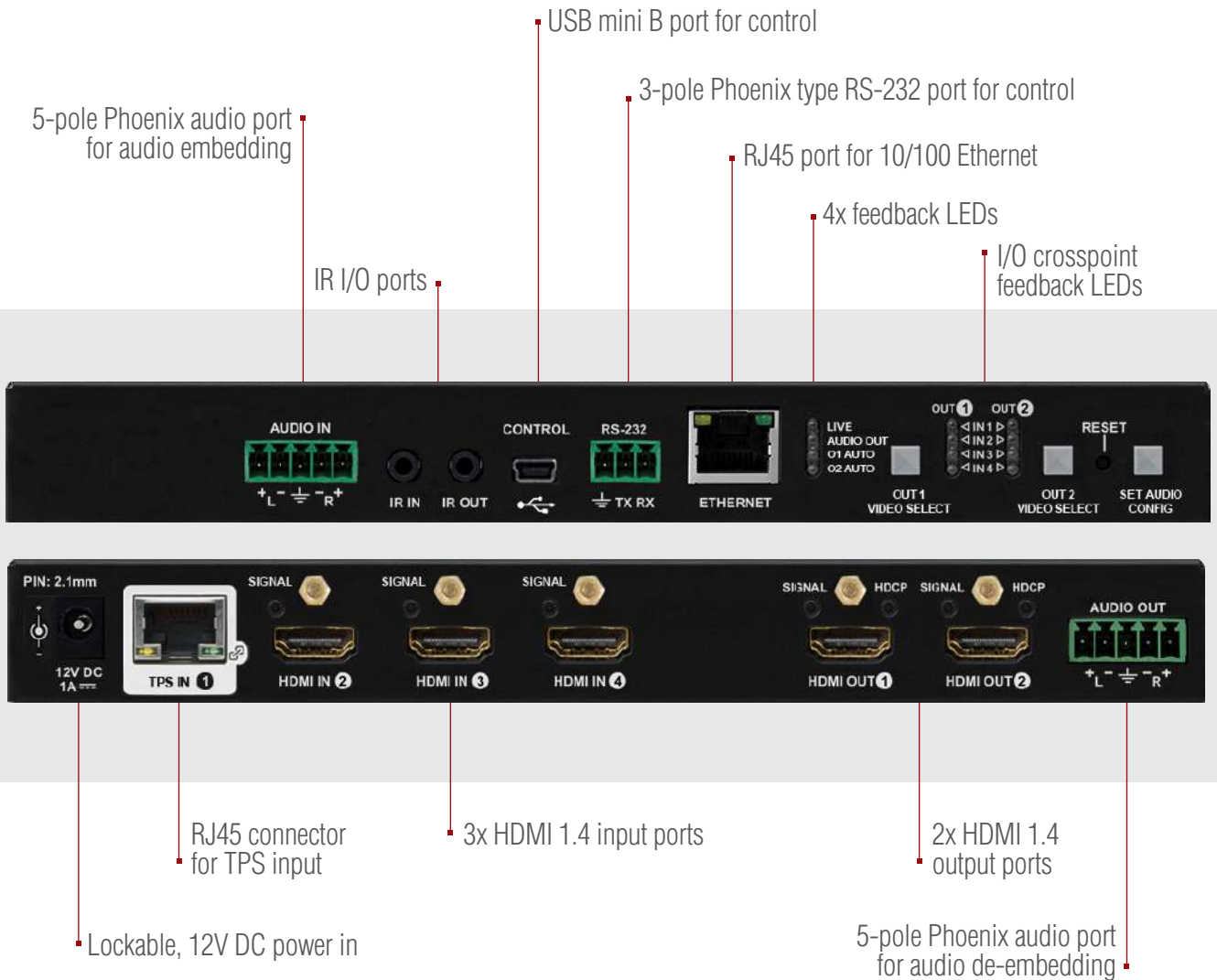
**Advanced Pack Features:**

- Support to send raw Infrared messages (Pronto HEX codes) to control TVs, Blurays, etc with connected IR emitters
- Support to send CEC messages to control TVs, Blurays etc which are connected on HDMI ports
- Support to recognize incoming CEC messages in Event Manager and trigger custom actions
- Support to recognize incoming RS-232 messages to integrate with 3rd party devices like VC codecs
- Increased number of Events to 100

4K UHD 4x2 Matrix Switcher with HDBaseT™ and HDMI  
**MMX4x2-HT200**



Part No: 9131 0035



Features:

- 4x2 HDMI matrix switcher, with HDMI and TPS ports
- Up to 170 m transmission distance over TPS\*
- 4K/UHD (30Hz RGB 4:4:4, 60Hz YCbCr 4:2:0) and 3D capabilities
- Fully HDCP compliant
- Balanced analog audio input and output for embedding and de-embedding audio
- Audio volume and gain control on analog inputs and outputs
- Event Manager
- RS-232, IR, Ethernet control capabilities
- Compact size

\* Depends on cable category and quality

Advanced Pack Features:

- Support to send raw Infrared messages (Pronto HEX codes) to control TVs, Blurays, etc with connected IR emitters
- Support to send CEC messages to control TVs, Blurays etc which are connected on HDMI ports
- Support to recognize incoming CEC messages in Event Manager and trigger custom actions
- Support to recognize incoming RS-232 messages to integrate with 3rd party devices like VC codecs
- Increased number of Events to 100

**MMX Series 6x2 HDMI TPS Matrix Switcher**  
**MMX6x2-HT220**

Part No: 9131 0032



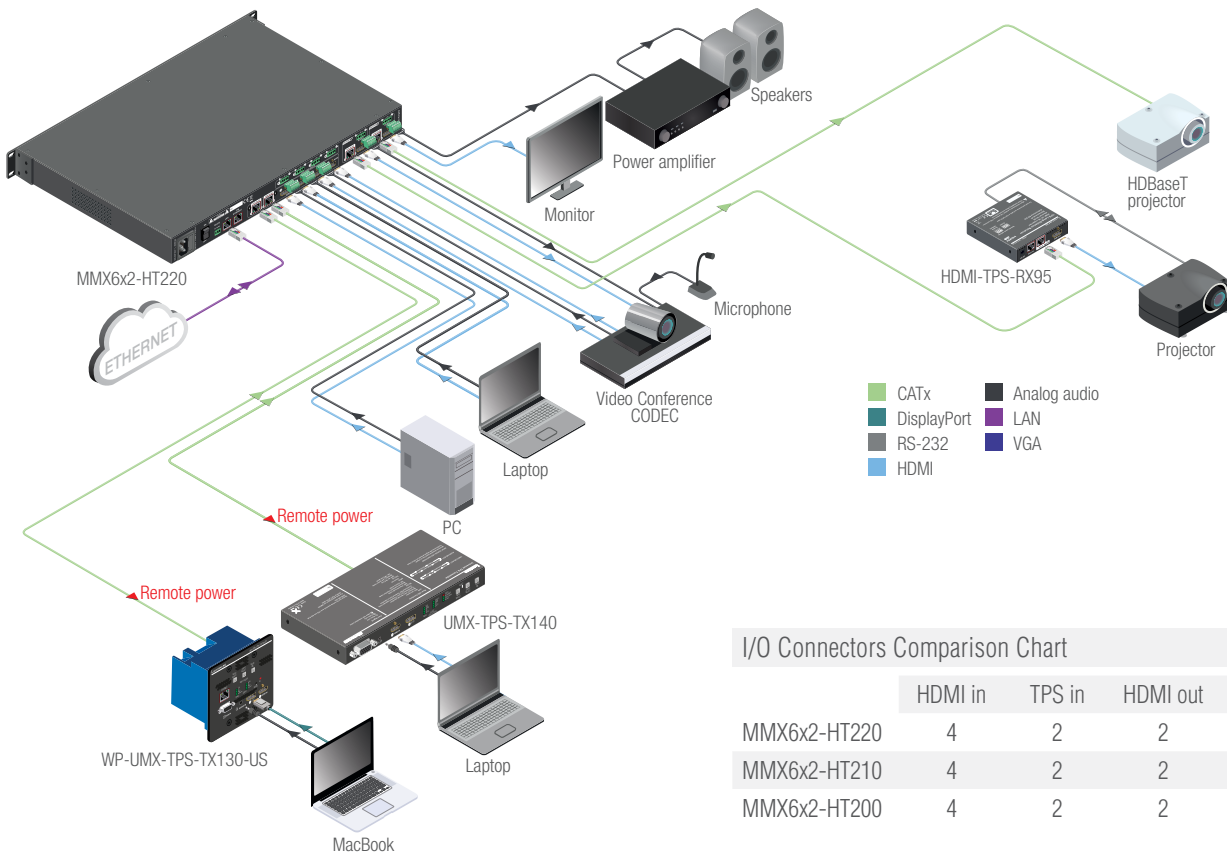
The MMX6x2-HT220 is our solution for a practical standalone matrix switcher specifically designed for meeting room and classroom environments. The compact MMX6x2-HT220 has six video inputs and two video outputs - four HDMI 1.4, two TPS inputs and two independent HDMI outputs, both outputs have mirrored TPS outputs. 4K@30Hz, 3D capabilities and HDCP are fully supported. The device also has four audio connectors for audio insertion and two audio outputs for de-embedding purposes. These features makes this standalone matrix unique on the market. PoE 48V remote powering is available on every TPS ports (both inputs and outputs) for cost effective installations.

**Features:**

- 6x2 multiport matrix switcher with HDMI and TPS ports
- 4K / UHD (30Hz RGB 4:4:4, 60Hz YCbCr 4:2:0) and 3D capabilities
- 4x HDMI 1.4 input + 2x TPS input
- 2x independent AV output
- Two ports per output: mirrored HDMI + TPS
- PoE (48V) injector on every TPS port (both TPS inputs and outputs)
- Up to 170 m\* transmission distance over TPS
- Balanced analog audio inputs and outputs with adjustable volume
- Event Manager

\*Depends on cable category and quality


**Application Diagram:**



**I/O Connectors Comparison Chart**

	HDMI in	TPS in	HDMI out	TPS out
MMX6x2-HT220	4	2	2	2
MMX6x2-HT210	4	2	2	1
MMX6x2-HT200	4	2	2	0





MMX6x2-HT220 Rear View

**MMX Series 6x2 HDMI TPS Matrix Switcher**  
**MMX6x2-HT210**

Part No: 9131 0031



MMX6x2-HT210 is almost fully identical with the MMX6x2-HT220 model and offers all of its functions, but it only has one of its HDMI outputs mirrored as TPS port.

**Features:**

- 4K / UHD (30Hz RGB 4:4:4, 60Hz YCbCr 4:2:0) and 3D capabilities
- 6 input 2 output video matrix
- 4 HDMI 1.4 and 2 TPS inputs
- 2 independent AV output streams
- Two separate HDMI and one mirrored TPS output ports (the two ports can transmit the same AV content simultaneously)
- Audio insertion and de-embedding options
- Fully HDCP compliant
- PoE (48V) injector on every TPS port (both TPS inputs and outputs)
- RS-232, Ethernet, IR control options
- Event Manager support
- Compact one RU chassis



**MMX Series 6x2 HDMI TPS Matrix Switcher**  
**MMX6x2-HT200**

Part No: 9131 0030



MMX6x2-HT200 is almost fully identical with the MMX6x2-HT220 and MMX6x2-HT210 models and offers all of their functions, but it does not have TPS ports at the output end.

**Features:**

- 4K / UHD (30Hz RGB 4:4:4, 60Hz YCbCr 4:2:0) and 3D capabilities
- 6 input 2 output video matrix
- 4 HDMI 1.4 and 2 TPS inputs
- 2 independent AV output streams
- Two HDMI outputs
- Audio insertion and de-embedding options
- Fully HDCP compliant
- PoE (48V) injector on every TPS port
- RS-232, Ethernet, IR control options
- Event Manager support
- Compact one RU chassis



MMX6x2-HT210 Rear View



MMX6x2-HT200 Rear View

HDBaseT™ and the HDBaseT Alliance logo are trademarks of the HDBaseT Alliance



# ALL IN

**WE BET IT INCLUDES EVERYTHING FOR A MEETING ROOM**



**MMX8x4-HT420M** HDMI and HDBase™ Matrix Switcher with Event Manager Control Feature, Active Microphone Input, Audio Mixer DSP, Bi-directional Audio and Control Ports

# NEW 8x4 Matrix Switchers with

## **SPECIAL AUDIO INPUT BLOCK DSP MIXER AND ENHANCED EVENT MANAGER CONTROL**

### **MMX8x4-HT420M**

### **MMX8x4-HT400MC**

Everything you need for a conference room environment

**Special Audio Input Block** includes input ports for **microphone and line-in**. The **built-in sound mixer DSP** allows for free mixing of the audio signals from the de-embedded HDMI, the microphone or the line-in. The **MIC port can also supply phantom power** to the connected microphone.

**Voice Activated Presenter Focus** allows the volume of the voice of the speaker to become automatically focused, and the volume of the rest of the sounds to be lowered, as soon as the presenter starts speaking.

The **built-in DSP** provides **audio mixer** services including fader, equalizer, mute, balance and gain.

The unit offers **Ethernet, RS-232, Serial and IR command injection** services allowing to send any control command directly from the LAN connection to remote end points.

The **built-in Event Manager** feature provides **all the necessary control via multiple RS-232, IR, Ethernet, Relay and GPIO** ports.



**HDMI and TPS Matrix Switcher with Special Audio Inputs and Multiport Control Options** new!

**MMX8x4-HT420M**

Part No: 9131 0042



**MMX8x4-HT420M**

MMX8x4-HT420M is a standalone matrix switcher specifically designed for conference room environments. It has eight video inputs (four HDMI and four TPS) and four video outputs (two HDMI outputs and two TPS outputs). 4K / UHD (30Hz RGB 4:4:4, 60Hz YCbCr 4:2:0), 3D capabilities and HDCP are fully supported.

MMX8x4-HT420M has a dedicated Special Audio Input Block with input ports for microphone and line-in. The built-in sound mixer allows for free mixing of the audio signals from the de-embedded HDMI, the microphone or the line-in. The Special Audio Input block includes a voice activation feature, allowing the volume of the voice of a person speaking into the microphone to be automatically focused, and the volume of the rest of the sounds to be lowered as soon as the presenter starts speaking.

The device also has two balanced 5-pole Phoenix audio connectors at two of the HDMI inputs. The audio signal direction of the port can be changed with the Lightware Device Controller software, so these audio ports can be either input or output ports.

The audio signal presented by the built-in mixer is channeled to one shared, balanced 5-pole Phoenix audio output, including the mixed audio of a selected, de-embedded HDMI audio, the microphone and the Line-in.

PoE 48V remote powering is available on every I/O TPS ports for cost-effective installations.

MMX8x4-HT420M receives and transmits digital video, audio and control to a distance of up to 170m over a single CAT6 cable. Using factory, custom or transparent EDID emulation the user can fix and lock EDID data on each input connector. Advanced EDID Management forces the required resolution from any video source and fixes the output format to conform to the system requirements. The unit can be controlled via RS-232, Ethernet or USB ports, but it also offers Ethernet, RS-232, Serial and IR command injection capabilities, allowing to send any control command directly from the LAN connection to remote end points.

The built-in Event Manager feature provides control via RS-232, IR, Ethernet, Relay and GPIO ports. The MMX8x4-HT420M is compatible with both HDBaseT™ extenders and HDBaseT™ compliant displays.

**MMX8x4-HT400MC**

MMX8x4-HT400MC is a standalone matrix switcher specifically designed for conference room environments.

This device is a cost-effective version of the MMX8x4-HT420M with fewer features and services, and with four HDMI video outputs, lacking the two TPS output ports of the full feature product.

The below table lists the available features and services of the two products in comparison:

## HDMI and TPS Matrix Switcher with Special Audio Inputs **new!**

### MMX8x4-HT400MC

Part No: 9131 0041



Features and Services	MMX8x4-HT420M	MMX8x4-HT400MC
4K / UHD (30Hz RGB 4:4:4, 60Hz YCbCr 4:2:0) and 3D capabilities	✓	✓
HDMI input ports	4x	4x
TPS (HDBaseT) input ports	4x	4x
HDMI output ports	2x	4x
TPS (HDBaseT) output ports	2x	✗
Up to 170 m transmission over TPS Long Reach Mode for Full HD signals	✓	✗
Balanced bi-directional analog audio ports	2x	✗
Balanced analog audio input for the built-in mixer	1x	1x
Special Audio Input Block for active microphone and line-in	✓	✓
Built-in sound mixer DSP with volume automation	✓	✓
Ethernet port for device control	1x	1x
Ethernet ports for external device control	2x	✗
Ethernet via TPS	✓	✗
Bi-directional RS-232 ports	2x	2x
Serial/IR ports for display control	2x	2x
IR ports for display control	4x	2x
Relay output ports	4x	✗
GPIO port	6x GPIO + 5V + GND	✗
PoE function to feed remote power to connected devices	✓	✗
Front panel LCD and jog dial button	✓	✓
Event Manager built-in control feature	✓	✓
Dimensions:	442 W (482 with ears) x 300 D x 87.8 H mm	

**HDMI Matrix Switcher with Event Manager** **new!**

**MMX8x8-HDMI-4K-A**

Part No: 9131 0043



MMX8x8-HDMI-4K-A is a standalone matrix switcher with eight HDMI video inputs and eight HDMI video outputs. 4K / UHD (30Hz RGB 4:4:4, 60Hz YCbCr 4:2:0), 3D capabilities and HDCP are fully supported.

MMX8x8-HDMI-4K-A has 4+2 balanced, bi-directional, 5-pole Phoenix audio ports for embedding and de-embedding audio.

Using factory, custom or transparent EDID emulation users can fix and lock EDID data on each input connector. Advanced EDID Management forces the required resolution from any video source and fixes the output format to conform to the system requirements.

The unit can be controlled via RS-232, Ethernet or USB ports, but it also offers RS-232, Serial and IR command injection capabilities allowing to send any control command directly to end points.

The built-in Event Manager feature provides control via RS-232 and IR ports.

**Features**

- 8x8 port HDMI matrix switcher
- 4K / UHD (30Hz RGB 4:4:4, 60Hz YCbCr 4:2:0) and 3D capabilities
- 8x HDMI inputs + 8x HDMI outputs
- 4+2 Balanced, analog, audio ports with user-selectable signal direction
- Front panel control buttons, LCD display and jog dial button
- 1x Ethernet input port for device control
- 2x bi-directional RS-232 ports
- 2x Serial/IR ports for display control
- 2x IR ports for display control
- Event Manager built-in control feature

## Pro Series DVI Switcher

**MX8x8DVI-Pro** and **MX8x4DVI-Pro**  
 Part No: 9131 0003 (8x8), 9131 0002 (8x4)



MX8x4DVI-Pro and MX8x8DVI-Pro are cost effective solutions for routing DVI signals on 8 input / 4 output or 8 input / 8 output.

### Features:


- 8 input 8 output or 8 input 4 output DVI matrix router supporting all DVI-D resolutions
- 50 meter 24 AWG cable support due to input cable equalization
- Single-Link, 1.65 Gb/s DVI-D transmission (1920x1200 or 2048x1080 max resolution)
- Supports HDTV resolutions: 720p, 1080i and 1080p and 2K without HDCP encoding
- Signal Detect feedback LEDs at each input connector
- Output PLL reclocking
- RS-232 or RS-422 control for switching, preset calling, status request, etc.
- Advanced EDID management
- Ethernet control - TCP/IP based control



MX8x8DVI-Pro Rear View

**HDCP Compliant Pro Series 8 x 8 DVI Matrix with HDMI**  
**MX8x8DVI-HDCP-Pro**

Part No: 9131 0004



MX8x8DVI-HDCP-Pro digital video router is the most advanced DVI router that supports DVI 1.0, HDCP 1.2 and even HDMI.

**Features:**

- No signal or switching latency
- HDMI 1.3, HDCP 1.1 and DVI 1.0 compliant
- 1920 x 1200 or 2048 x 1080 maximal resolutions
- Frame Detector: Input signal analysis / monitoring
- Signal presence display
- Color space conversion: RGB and YUV per output
- Color range scaling per output, 24/30/36-bit RGB/YCbCr 4:4:4 (deep color)
- Gold plated high grade PCB boards and DVI connectors
- 60 m copper cable compensation on all inputs
- Pixel Accurate Reclocking for both input and output
- Advanced EDID Management
- PCM audio sample rate conversion 1/2 and 1/4 per output - 32-192 kHz Fs sample rate
- Dolby TrueHD and DTS-HD Master Audio
- Full crosspoint configuration saving and reloading as preset (32 presets)



MX8x8DVI-HDCP-Pro Rear View





## Dual-Link DVI Switchers

### MX4x4DVI-DL, MX6x6DVI-DL, MX8x8DVI-DL

Part No: 9131 0011 (4x4), 9131 0012 (6x6), 9131 0013 (8x8)



MX4x4DVI-DL, MX6x6DVI-DL and MX8x8DVI-DL are Dual-Link DVI crosspoint matrix switchers providing most of the features of the Pro-series modular matrix switchers in a single standalone 4x4, 6x6 or 8x8 design.

#### Features:

- 4x4/6x6/8x8 I/O size Single and Dual-Link DVI crosspoint matrix switchers
- No signal or switching latency
- 3840 x 2400 pixel maximum resolution (1920 x 1200 in Single-Link mode)
- Front panel buttons control, RS-232 or RS-422 control
- Advanced EDID Management
- TCP/IP LAN control port with built-in WEB access
- Supports 120 Hz - 3D signals
- Full crosspoint configuration saving and reloading as preset (32 presets)
- Outputs supply 500 mA current on DVI +5V pin to power long distance fiber optical transmitters (e.g. DVI-OPT-TX110)
- Available I/O sizes: 8x8, 6x6, 4x4



MX8x8DVI-DL Rear View

## Slim DVI Matrix Switchers up to 16 x 16

### MX9x9DVI-Slim, MX12x12DVI-Slim and MX16x16DVI-Slim

Part No: 9131 0008 (9x9), 9131 0009 (12x12), 9131 0010 (16x16)



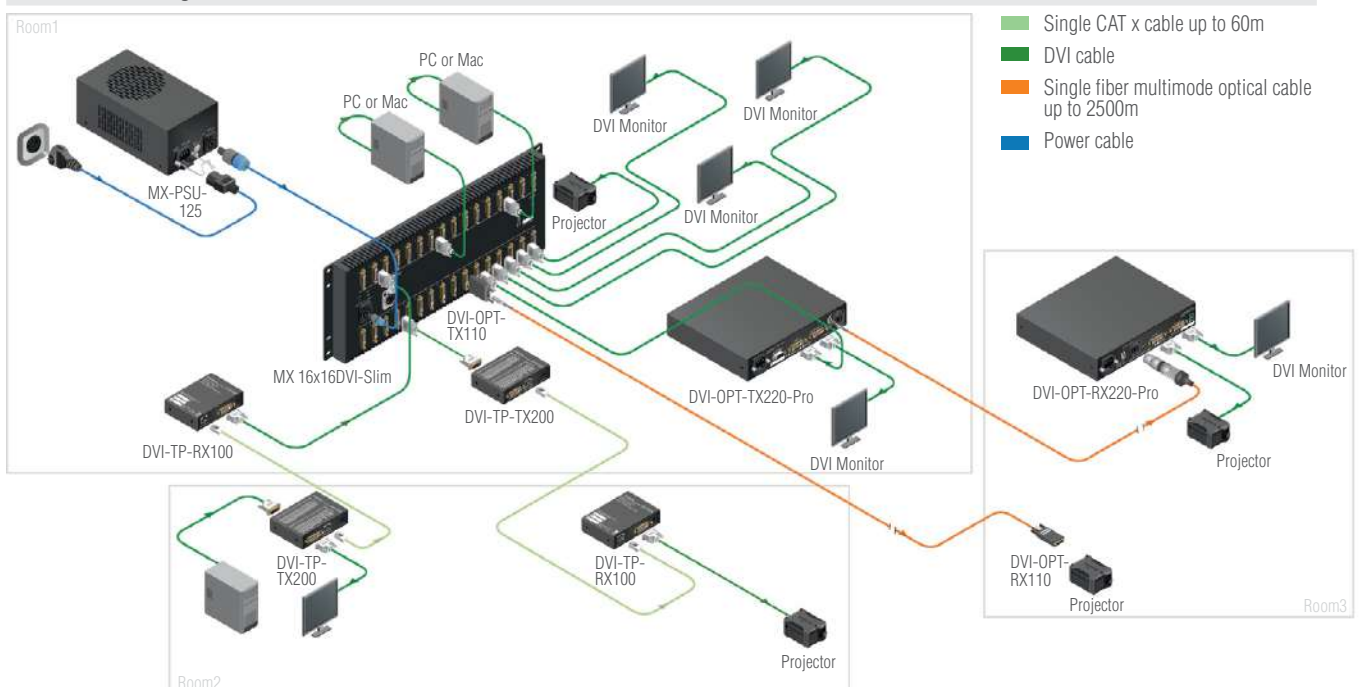
MX16x16DVI-Slim

The MX9x9DVI-Slim, MX12x12DVI-Slim and MX16x16DVI-Slim with their 1.2 inch depth are today's smallest and lightest 9x9, 12x12 or 16x16 DVI matrix switchers which provide routing in the most rugged environments.

#### Features:

- Industry's lightest and most narrow (1.2 inch depth) frame, can even fit behind other rack mounted equipment
  - Aluminum alloy body and fan-less design
  - No signal or switching latency
  - Routing 9x9/12x12/16x16 DVI 1.0 signals
  - Routing HDMI 1.3 signals (with embedded audio) without HDCP
  - 1920 x 1200 or 2048 x 1080 maximal resolution
  - Gold plated PCB boards and connectors
  - Web page hosting capabilities
  - Front panel buttons control
  - Advanced EDID Management
  - RS-232 or RS-422 and Ethernet control
  - Christie (ex-Vista) Spyder and Barco Encore compatibility
- Full crosspoint configuration saving and reloading as preset (32 presets)
  - Available I/O sizes: 9x9, 12x12, 16x16
  - +12 dB input cable equalization allows using up to 20 meter long DVI cables
  - Outputs supply 500 mA current on DVI +5V pin to power long distance fiber optical transmitters, like DVI-OPT-TX110


#### Connection Diagram:



**Plus Series DVI Matrix Switchers**

**MX9x9DVI-Plus, MX12x12DVI-Plus and MX16x16DVI-Plus**

Part No: 9131 0005 (9x9), 9131 0006 (12x12), 9131 0007 (16x16)



MX16x16DVI-Plus

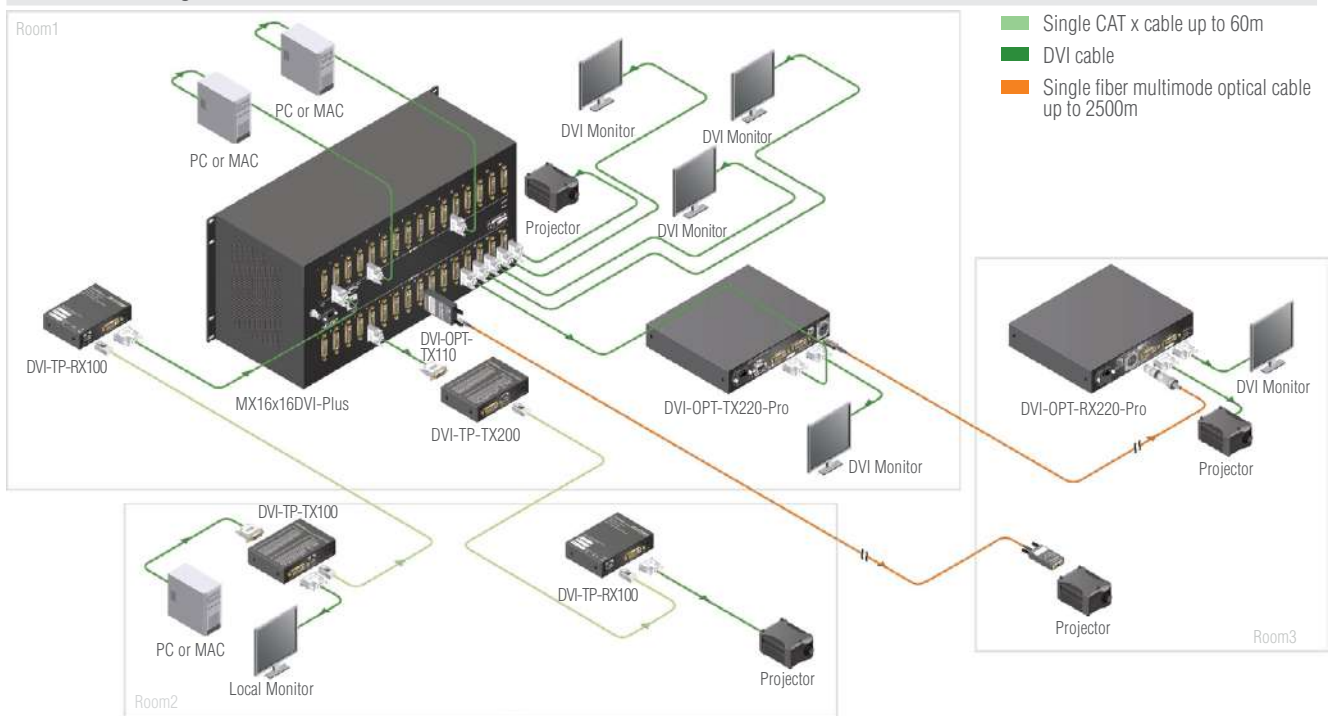
The MX9x9DVI-Plus, MX12x12DVI-Plus and MX16x16DVI-Plus cost-effective matrix switchers range from 9 input 9 output, 12 input 12 output to 16 input 16 output. The Plus series switchers are based on the Slim matrix switchers with the added benefits of the integrated power supply insuring reliable performance in the most harshest environments. The 7 inch depth, 4 RU high body and low noise fan design makes it ideal for many space and noise sensitive applications.

- Vista Spyder and Barco Encore compatibility
- Full crosspoint configuration saving and reloading as preset (32 presets)
- Built-in power supply
- Available I/O sizes: 9x9, 12x12, 16x16

**Features:**

- Integrated power, 7 inch depth, 4 RU height, low noise
- No signal or switching latency
- Routing up to 16x16 DVI 1.0 signals
- Routing HDMI 1.3 signals (with embedded audio) without HDCP
- 1920 x 1200 or 2048 x 1080 maximal resolution
- Gold plated PCB boards and connectors
- Built-in website
- Front panel buttons control
- Advanced EDID Management
- RS-232 or RS-422 and Ethernet control

**Connection Diagram:**




# INTERFACES AND DISTRIBUTION AMPLIFIERS

Besides the full line of matrix switchers and extenders we also produce interfaces, distribution amplifiers, as well as mounting and other accessories. This is how we make sure you find everything for your desired application in the best Lightware quality under one roof.

## HDCP Compliant HDMI and DVI EDID Emulator EDID Manager V4

Part No: 9133 0001



The Lightware EDID Manager V4 is an HDMI/DVI EDID emulator and repeater which can store 79 EDIDs (29 of them user programmable), emulates and keeps a fixed EDID for the source.

### Features:

- HDMI/DVI EDID emulator and repeater which emulates and keeps a fixed EDID for the source
- 79 EDID memories 29 of them user programmable
- Up to 60 meters cable loss compensation at input
- Keeps source's HDMI or DVI output continuously active
- HDCP compliancy
- HDCP enable/disable function (to integrate certain laptops into a non-HDCP AV environment)
- Signal detection, source detection and monitor detection LEDs
- USB control
- Free Easy EDID Creator software

### Applications:

- Rental and staging
- Post production studios
- Control room
- Digital signage
- Multiroom video
- Conference rooms, collaborative telepresence

**4K UHD HDMI Reclocker and EDID Manager**  
**HDMI-4K Manager**

Part No: 9133 0009

**4K UHD HDMI Audio De-embedder**  
**HDMI-4K De-embedder**

Part No: 9133 0008



HDMI-4K-Manager is a multifunctional interface with built-in EDID Management and Pixel Accurate Reclocking, supporting DVI and HDMI 1.4 signals with or without HDCP encryption.

**Applications:**

- Rental and staging
- Medical
- Digital Signage
- Multiroom video
- Conference rooms, collaborative telepresence

**Features:**

- Multifunctional HDMI interface
- 4K / UHD (30Hz RGB 4:4:4, 60Hz YCbCr 4:2:0) and 3D capabilities
- Multiple powering options over DC plug, USB or HDMI 5V input
- Keeps source's HDMI or DVI output continuously active
- HDCP enable/disable function
- Signal detection, source detection and monitor detection LEDs
- USB control
- Cable loss compensation at Input
- Built-in Advanced EDID Management
- Pixel Accurate Reclocking
- HDCP compliant
- Built-in Video Testpattern Generator
- Deep color support
- Daisy chain support
- Gold-plated connectors

HDMI-4K De-embedder is a multifunctional interface which is capable of audio de-embedding the PCM audio stream. Audio out is a 5-pole Phoenix socket. The unit also features a 3.5 jack output for headphone monitoring.

**Applications:**

- Rental and staging
- Medical
- Digital Signage
- Multiroom video
- Conference rooms, collaborative telepresence

**Features:**

- Multifunctional interface for de-embedding the PCM audio stream
- 4K / UHD (30Hz RGB 4:4:4, 60Hz YCbCr 4:2:0) and 3D capabilities
- Multiple powering options over DC plug, USB or HDMI 5V input
- Local audio De-Embedding
- Keeps source's HDMI or DVI output continuously active
- HDCP enable/disable function
- Signal detection, source detection and monitor detection LEDs
- USB control
- Cable loss compensation at Input
- Built-in Advanced EDID Management
- Pixel Accurate Reclocking
- HDCP compliant
- 5-pole Phoenix Balanced Output
- 3.5mm Headphone Output
- Built-in Video Testpattern Generator
- Deep color support
- Daisy chain support
- Free Easy EDID Creator PC software
- Rack mounted or standalone use
- Gold-plated connectors

## 6x GPIO Trigger Button Panel for Event Manager Room Control **new!**

### TBP6-EU-K, TBP6-EU-W

Part No: 9133 0010 (K), 9133 0011 (W)



TBP6 trigger button panel was designed to be used with the Event Manager built-in control feature in select Lightware matrix switcher and extender products.

The button panel can be installed in meeting rooms to perform basic system control actions like input selection, switching the system on/off, increasing or lowering the volume, etc.

This product has a status LED and a backlight, which are fed from the 7<sup>th</sup> pin of the GPIO connector. The backlight can be switched off, or its intensity can be set to two levels with the help of traditional jumper switches.

#### Features:

- 6x button panel to trigger events in Event Manager control configurations
- 8-pole Phoenix connector (7x GPIO + GND)
- Mountable to wall
- Status LED and backlight fed from 7<sup>th</sup> pin on GPIO
- Available in black and white colors

**Room Automation Panel**  
**RAP-B511**

**coming soon!**

**Call sales for availability** 

Room Automation Panel (RAP) is an integrated room control interface device for collaboration spaces. RAP features a programmable keypad, a volume knob, and a processor running Event Manager, the versatile, proprietary room control application of Lightware.

The stylish unit is available in different sizes and colors fitting EU, US and UK standard electrical boxes and tabletop enclosures. The snap-on front cover is firmly spring-fixed, without the use of screws. Rear panel RS-232, 3x GPIO and 2x RJ45 ports provide connection to controlled devices. The unit is PoE receiver at the first RJ45 connector while the additional RJ45 connector makes cabling flexible, and can supply power to connected PoE receivers, when an optional accessory AC adapter is installed.

Button functions and LED feedback are customizable with the help of our device control software and the provided sticker inlays.

A button press can initiate performing actions in other Lightware products by Event Manager, and scheduled tasks can all trigger programmed actions to happen. Room automation panel can send commands to, or set the volume on third party devices as well.



Part Number	Product name	Type	Color
91330012	RAP-B511-EU-K	European 2x60	Black
91330013	RAP-B511-EU-W	European 2x60	White
91330014	RAP-B511-EU-S	European 2x60	Brushed Steel
91330015	RAP-B511-UK-K	English double	Black
91330016	RAP-B511-UK-W	English double	White
91330017	RAP-B511-UK-S	English double	Brushed Steel
91330018	RAP-B511-US-K	USA 2gang	Black
91330019	RAP-B511-US-W	USA 2gang	White
91330020	RAP-B511-US-S	USA 2gang	Brushed Steel

**Highlight Features**

- Smart Event Manager room control system for collaborative space automation
- Integrated keypad with 11 backlit, programmable buttons
- Rotary knob with a circular line of LED feedback lights to control the volume of Lightware devices, TVs or power amplifiers
- Stylish faceplates with brushed steel, black or white finish
- 2x Ethernet connectivity with PoE reception and transmission
- 1x RS-232 for peripheral device control
- 3x GPIO for motorized screen and shades control
- Real time clock with network time protocol and automatic daylight saving adjustment for Event Manager scheduling





## Relocking DVI and HDMI Distribution Amplifier DA2DVI-HDCP-Pro

Part No: 9132 0002



DA2DVI-HDCP-Pro is a multifunctional distribution amplifier with built-in EDID Management and Pixel Accurate Relocking, supporting DVI and HDMI 1.3a signals with or without HDCP encryption.

### Features:

- Multifunctional distribution amplifier
- Up to 60 meters cable loss compensation at input
- Built-in Advanced EDID Management
- Pixel Accurate Relocking
- Two identical outputs
- HDCP compliant
- HDCP enable/disable function
- HDCP key-count
- Source, Signal, HDCP and Monitor detection LEDs
- USB control
- Free Advanced EDID Editor software

## Single-Link, Dual-Link and HDMI Cable Extenders DVISL-, DVIDL-, HDMI-, Extender

Part No: 9159 0001 (DVISL), 9159 0002 (HDMI), 9159 0003 (DVIDL)



DVISL-Extender, DVIDL-Extender and HDMI-Extender are matchbox size inline equalizers designed to extend the usable range of high performance DVI, DVI-DL and HDMI signals up to a maximum of 50 m cable length. These extenders are state-of-the-art dynamic equalizers, which perform high speed cable compensation on long DVI and HDMI cables. The amount of equalization is automatically adjusted regardless of the cable length connected. These units provide up to 40 dB of insertion loss correction at 825 Mhz.

### Features:

- 50 meter DVI and HDMI cable compensation
- Cable compensation for DDC communication
- Compact sized metal enclosure

## Dual-Link DVI Distribution Amplifier

### DA2DVI-DL

Part No: 9132 0003



## SD, HD-SDI and 3G-SDI Distribution Amplifier

### DA4-3GSDI

Part No: 9132 0001



DA2DVI-DL is a single input / 2 output multifunctional Dual- Link DVI distribution amplifier with built-in EDID Management, allowing to create, edit and emulate EDIDs. It distributes signals at the highest resolutions required for military, medical, automotive design and active 3D (60 + 60 Hz) applications.

#### Features:

- Multifunctional Dual-Link DVI distribution amplifier
- Supports 120 Hz - 3D signals
- Advanced EDID Management
- Quick and easy EDID editing and creation with Advanced EDID Editor software
- Two identical outputs
- Source detection and Monitor detection LED (for DVI-DL OUTPUT1)
- USB connectivity
- Robust metal housing for usage in hard environment
- Locking DC connector
- Rack mountable
- Free Easy EDID Creator software
- Installable on rack or used standalone

#### Features:

- 3GSDI serial distribution amplifier
- 3G, HD, SD data rates
- Cable lengths:  
SD-SDI – 400 m  
HD-SDI – 200 m  
3G-SDI – 140 m
- Internal, built-in power supply
- Metal enclosure
- Rack mountable

4K UHD HDMI Distribution Amplifier with Breakaway Audio

**DA2HDMI-4K-Plus-A**

Part No: 9132 0006



4K UHD HDMI Distribution Amplifier

**DA2HDMI-4K-Plus-A**

Part No: 9132 0007



DA2HDMI-4K-Plus-A is a multifunctional distribution amplifier with audio embedding and de-embedding.

Built-in EDID Management and Pixel Accurate Reclocking, support DVI and HDMI 1.4 signals with or without HDCP encryption. The output signal is reclocked and stabilized using Lightware Pixel Accurate Reclocking technology to remove jitter caused by long cables or poor quality sources.

**Applications:**

- Rental and staging
- Medical
- Digital Signage
- Multiroom video
- Conference rooms, collaborative telepresence

**Features:**

- 4K / UHD (30Hz RGB 4:4:4, 60Hz YCbCr 4:2:0) and 3D capabilities
- Local audio Embedding and De-Embedding
- Multiple powering options over DC plug, USB or HDMI 5V input
- Keeps source's HDMI or DVI output continuously active
- HDCP enable/disable function
- Signal detection, source detection and monitor detection LEDs
- USB control
- Cable loss compensation at Input
- Built-in Advanced EDID Management
- Pixel Accurate Reclocking
- HDCP compliant
- 3.5mm Jack input for audio embedding
- 5-pole Phoenix Balanced Output
- 3.5mm Headphone Output for monitoring
- Built-in Video Testpattern Generator
- Deep color support
- Daisy chain support
- Free Easy EDID Creator software
- Installable on rack or used standalone

DA2HDMI-4K-Plus is a multifunctional distribution amplifier with built-in EDID Management and Pixel Accurate Reclocking, supporting DVI and HDMI 1.4 signals with or without HDCP encryption. The output signal is reclocked and stabilized using Lightware Pixel Accurate Reclocking technology to remove jitter caused by long cables or poor quality sources.

**Applications:**

- Rental and staging
- Medical
- Digital Signage
- Multiroom video
- Conference rooms, collaborative telepresence

**Features:**

- Multifunctional distribution amplifier
- 4K / UHD (30Hz RGB 4:4:4, 60Hz YCbCr 4:2:0) and 3D capabilities
- Multiple powering options over DC plug, USB or HDMI 5V input
- Keeps source's HDMI or DVI output continuously active
- HDCP enable/disable function
- Signal detection, source detection and monitor detection LEDs
- USB control
- Cable loss compensation at Input
- Built-in Advanced EDID Management
- Pixel Accurate Reclocking
- HDCP compliant
- Built-in Video Testpattern Generator
- Deep color support
- Daisy chain support
- Free Easy EDID Creator software
- Installable on rack or used standalone

# SIGNAL EXTENDERS

## LOSSLESS TRANSMISSION SOLUTIONS



### TPS EXTENDERS

Lightware TPS extenders include HDBaseT™ integration with additional Lightware technology enhancements.

Standalone twisted pair extender interfaces are fully compatible with our TPS Matrix Boards and other TPS products.

**UMX Series TPS Transmitter for VGA, DVI-I, HDMI and DisplayPort**  
**UMX-TPS-TX140 and UMX-TPS-TX140-Plus**

Part No: 9154 0008; 9154 0059



UMX-TPS-TX140 transmits universal 4K video, audio and control up to a 170 m distance\* over a single CAT cable. This transmitter was designed for digital and analog video and audio signals: VGA, YPrPb, HDMI 1.4 and DP 1.1 with analog stereo audio from local inputs or embedded 7.1 HBR audio. The unit can also handle HDCP encryption.

The 'Plus' versions of these products include an improved processor and bigger memory which allows the integration of 'Advanced Control' features into the product.

The 'Advanced Control' feature pack includes functions which help to integrate the product with CISCO Rooms and other 3rd party systems, and/or to overcome system automation challenges. In small to mid size systems these automation features can help to dismiss an additional control processor box, thus lowering intergration time and costs.

**Features:**

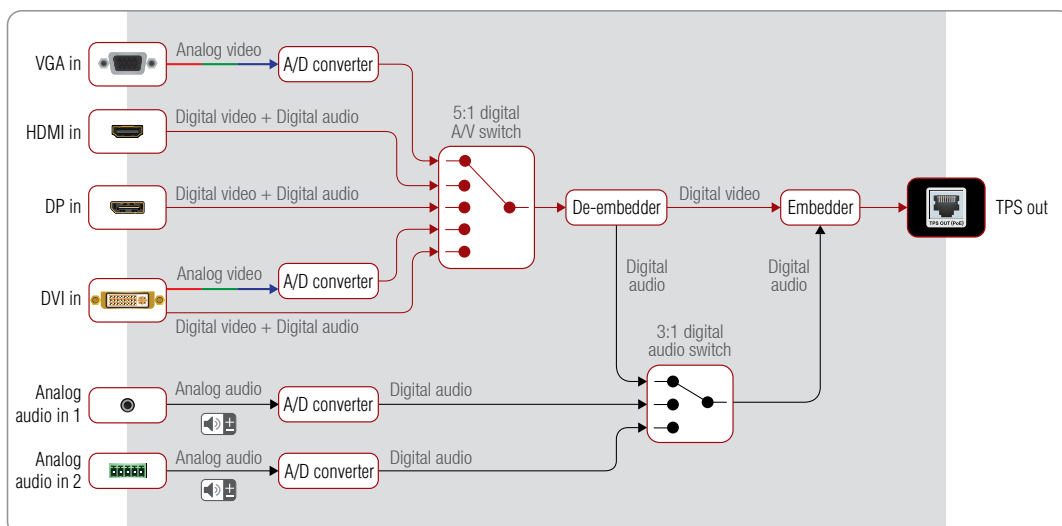
- Multiport mini switch extender with local monitoring
- 4K / UHD (30Hz RGB 4:4:4, 60Hz YCbCr 4:2:0) and 3D capabilities
- Extends DVI, HDMI, VGA or DisplayPort + Ethernet + RS-232 +IR over a single CAT5e-CAT7e cable to up to 170 m distance\*
- Event Manager built-in control application
- Audio and video connectors: DVI-I, HDMI, VGA, DisplayPort, Stereo jack, PHOENIX 1x5-pole

- 10/100 Ethernet transmission
  - Bi-directional RS-232 and IR supporting command injection, allowing the sending of any IR or RS-232 control command directly from the LAN connection
  - GPIO control port
  - HDCP compliant, CEC, EDID transparent
  - Local audio embedding
  - Advanced EDID Management forces the required resolution from any video source and fixes the output format conforming the system requirements
  - Remote (PoE) or local power source
  - Standalone or rack-mounted use
- \*Depends on cable category and quality

**Plus Features:**

- Support to send raw Infrared messages (Pronto HEX codes) to control TVs, Blurays, etc with connected IR emitters
- Support to send CEC messages to control TVs, Blurays etc which are conencted on HDMI ports
- Support to recognize incoming CEC messages in Event Manager and trigger custom actions
- Support to recognize incoming RS-232 messages to integrate with 3rd party devices like VC codecs
- Increased number of Events to 100

Port Diagram - UMX-TPS-TX140



HDBaseT™ and the HDBaseT Alliance logo are trademarks of the HDBaseT Alliance

## UMX Series TPS Transmitter for VGA, DVI-I, and HDMI

### UMX-TPS-TX130

Part No: 9154 0013



UMX-TPS-TX130 transmits universal 4K video, audio and control up to a 170 m distance over a single CAT cable. This transmitter was designed for digital and analog video and audio signals: DVI, VGA, YPrPb and HDMI 1.4 with analog stereo audio from local input or embedded 7.1 HBR audio. It also handles HDCP encryption.

#### Features:

- HDBaseT™ compatible TPS transmitter
  - 4K / UHD (30Hz RGB 4:4:4, 60Hz YCbCr 4:2:0) and 3D capabilities
  - Extends DVI, HDMI or VGA + Ethernet + RS-232 + IR over a single CAT5e-CAT7e cable up to 170 m distance\*
  - Event Manager built-in control application
  - Audio and video connectors: DVI-I, HDMI, VGA, Stereo jack
  - 10/100 Ethernet transmission
  - Bi-directional RS-232 and IR support command injection, allowing the sending of IR or RS-232 control commands directly from the LAN connection
  - GPIO control port
  - HDCP compliant, CEC, EDID transparent
  - Local audio embedding
  - Advanced EDID Management forces the required resolution from any video source and fixes the output format conforming the system requirements
  - Remote (PoE) or local power source
  - Standalone or rack-mounted use
- \*Depends on cable category and quality

## UMX Series TPS Transmitter for VGA and HDMI

### UMX-TPS-TX120

Part No: 9154 0012



UMX-TPS-TX120 transmits universal 4K video, audio and control up to a 170 m distance over a single CAT cable. This transmitter was designed for digital and analog video and audio signals: VGA, YPrPb and HDMI 1.4 with analog stereo audio from local input or embedded 7.1 HBR audio

#### Features:


- HDBaseT™ compatible TPS transmitter
  - 4K / UHD (30Hz RGB 4:4:4, 60Hz YCbCr 4:2:0) and 3D capabilities
  - Extends HDMI or VGA + Ethernet + RS-232 + IR over a single CAT5e-CAT7e cable up to 170 m distance\*
  - Event Manager built-in control application
  - Audio and video connectors: HDMI, VGA, Stereo jack
  - 10/100 Ethernet transmission
  - Bi-directional RS-232 and IR support command injection, allowing the sending of IR or RS-232 control commands directly from the LAN connection
  - HDCP compliant, CEC, EDID transparent
  - Local audio embedding
  - Advanced EDID Management forces the required resolution from any video source and fixes the output format conforming the system requirements
  - Remote (PoE) or local power source
  - Standalone or rack-mounted use
- \*Depends on cable category and quality

**UMX Series TPS Wallplate and Floorplate for VGA and HDMI DisplayPort**

**WP-UMX-TPS-TX130-US** Black Part No: 9154 0009 (Black)  
**WP-UMX-TPS-TX130-US** White Part No: 9154 0040 (White)



The WP-UMX-TPS-TX130-US is the flagship model in the Lightware TPS (HDBase™ Transmitter) product family. The devices can transmit universal video, audio and control up to a 170 meter distance over a single CAT cable in dynamically changing environments such as small board rooms and classrooms. The extenders were designed to handle digital and analog video and audio signals: VGA, YPrPb, HDMI 1.4 and DP 1.1 with analog stereo audio from local inputs or embedded 7.1 HBR audio.



**Features:**

- HDBase™ compatible TPS transmitter wallplate
  - 4K / UHD (30Hz RGB 4:4:4, 60Hz YCbCr 4:2:0) and 3D capabilities
  - Extends HDMI, DisplayPort or VGA + Ethernet + RS-232 + IR over a single CAT5e-CAT7e cable to up to 170 m distance\*
  - Event Manager built-in control application
  - Advanced EDID Management forces the required resolution from any video source and fixes the output format conforming the system requirements
  - Frame detector
  - Audio and video connectors: HDMI, VGA, DisplayPort, Stereo jack
  - 10/100 Ethernet transmission
  - Bi-directional RS-232 and IR, RS-232 supports command injection
  - HDCP compliant, CEC, EDID transparent
  - Active cooling
  - Local audio embedding
  - Also available in white colour
  - Remote (PoE) or local power source
- \*Depends on cable category and quality

The US type wallplate extenders can come bundled with a matching Carlon box, which is required for the installation. Order it from Lightware and it will arrive to you packaged together with your extender.

**UMX Series TPS Wallplate for VGA and HDMI**

**WP-UMX-TPS-TX120-US** Black  
**WP-UMX-TPS-TX120-US** White  
 Part No: 9154 0014 (Black)  
 Part No: 9154 0041 (White)

The specifications of WP-UMX-TPS-TX120-US Black and White extenders are fully identical with WP-UMX-TPS-TX130-US Black and White extenders, but these models do not have DisplayPort inputs.

HDBase™ and the HDBaseT Alliance logo are trademarks of the HDBaseT Alliance

**TPS Switcher and Transmitter for DisplayPort, HDMI and DVI with Local Monitor Out**  
**SW4-TPS-TX240**

Part No: 9154 0007

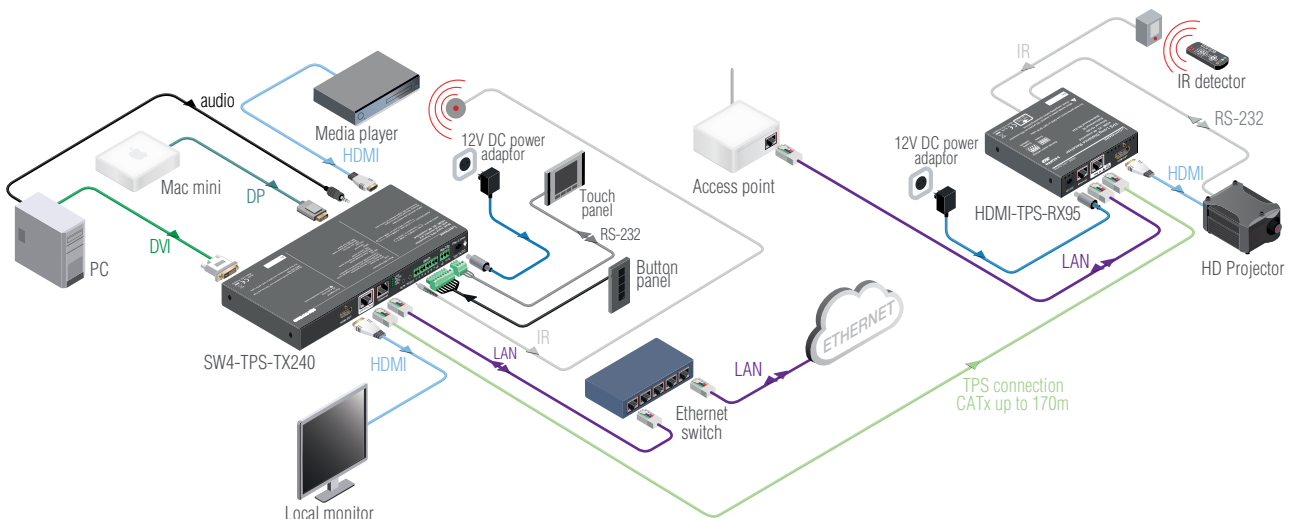


SW4-TPS-TX240 is a flagship model in the Lightware TPS (HDBaseT™ Transmitter) product family. The device can transmit universal video, audio and control up to a 170 meter distance over a single CAT cable in dynamically changing environments such as small board rooms and classrooms. The extender was designed to handle HDMI 1.4 and DP 1.1 digital video signals and analog stereo audio from local inputs or HDMI or DP Embedded Audio up to eight Channel PCM or HBR audio.

**Features:**

- HDBaseT™ compatible mini-switch TPS transmitter for video, audio and control
  - 4K / UHD (30Hz RGB 4:4:4, 60Hz YCbCr 4:2:0) and 3D capabilities
  - Extends DVI, HDMI or DisplayPort + Ethernet + RS-232 + IR over a single CAT5e-CAT7e cable to up to 170 m distance\*
  - Event Manager built-in control application
  - Local HDMI port for monitoring
  - Advanced EDID Management forces the required resolution from any video source and fixes the output format conforming to the system requirements
  - Audio and video connectors: DVI-D, HDMI (input and output), DisplayPort, Stereo jack
  - 10/100 Ethernet transmission
  - Bi-directional RS-232 and IR supporting command injection
  - GPIO control port
  - HDCP compliant, CEC, EDID transparent
  - Local audio embedding
  - Remote (PoE) or local power source
  - Standalone or rack-mounted use
- \*Depends on cable category and quality

**Standalone Application**

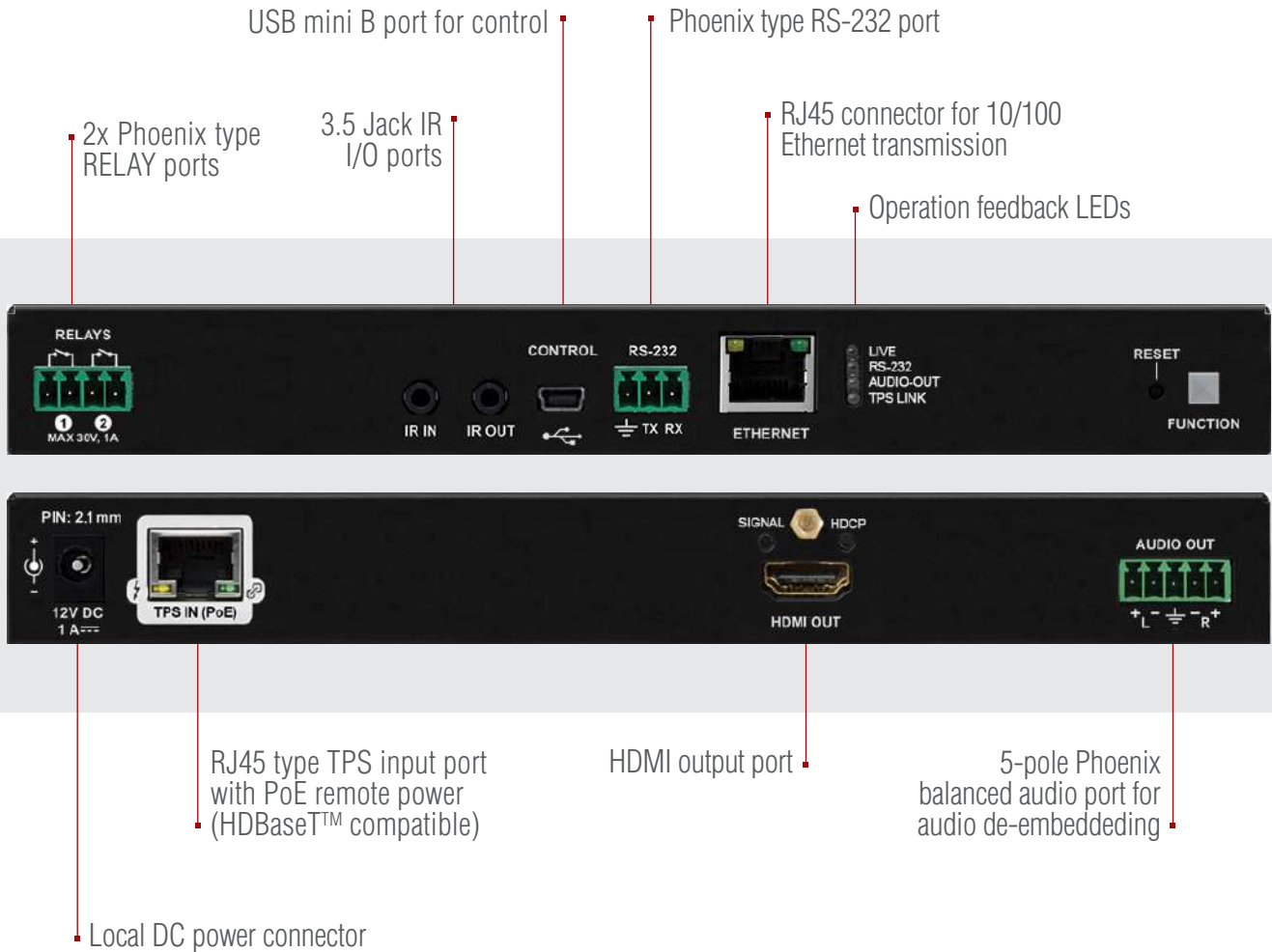


HDBaseT™ and the HDBaseT Alliance logo are trademarks of the HDBaseT Alliance



**TPS Receiver with Relay Modules and Balanced Audio Out**  
**HDMI-TPS-RX110AY**

Part No: 9154 0021



**Features:**

- HDMI 1.4 TPS receiver with audio de-embedding capability
- Up to 170m transmission distance over TPS\*
- 4K/UHD (30Hz RGB 4:4:4, 60Hz YCbCr 4:2:0) and 3D capabilities
- Fully HDCP compliant
- Balanced analog audio output for audio de-embedding
- Audio volume and gain control
- 2x Relay modules
- Event Manager built-in control application
- Powered by local or PoE remote power
- RS-232, IR, Ethernet extension
- Advanced EDID Management and Frame Detector

\*Depends on cable category and quality

**TPS Extenders for Single CATx Cable with PoE**  
**DVI-HDCP-TPS-TX97** and **DVI-HDCP-TPS-RX97**

Part No: 9154 0026, 9154 0025



**TPS Extenders for Single CATx Cable with PoE**  
**HDMI-TPS-TX97** and **HDMI-TPS-RX97**

Part No: 9154 0024, 9154 0023



DVI-HDCP-TPS-TX97



HDMI-TPS-TX97

DVI-HDCP-TPS-TX97 and DVI-HDCP-TPS-RX97 twisted pair HDBase™ extenders provide extension of uncompressed 4K/UHD video with embedded audio (up to eight channel PCM or HBR audio) for long distances over a single CATx cable.

**Features:**

- 4K UHD HDBase™ and PoE compatible DVI TPS extenders
- Single-Link DVI and HDMI extension supporting 4K/UHD (30Hz RGB 4:4:4, 60Hz YCbCr 4:2:0) and 3D capabilities
- Extends Single-Link DVI or HDMI + Ethernet + RS-232 + IR over one CATx cable to up to 170m\* transmission distance
- 10/100 Ethernet transmission
- Bi-directional RS-232 and IR
- HDCP compliant, CEC, EDID transparent
- Operation mode switch (Auto or forced Long Reach Mode) - The auto operation mode allows the device to detect the far end extender's mode and adopt it.
- IR out mode switch (Wired / Emitter)
- Powered by local or PoE remote power

\*Depends on cable category and quality

HDMI-TPS-TX97 and HDMI-TPS-RX97 twisted pair HDBase™ extenders provide extension of uncompressed 4K/UHD video with embedded audio (up to eight channel PCM or HBR audio) for long distances over a single CATx cable.

**Features:**

- 4K UHD HDBase™ and PoE compatible HDMI TPS extenders
- Single-Link DVI and HDMI extension supporting 4K/UHD (30Hz RGB 4:4:4, 60Hz YCbCr 4:2:0) and 120Hz 3D signals
- Extends Single-Link DVI or HDMI + Ethernet + RS-232 + IR over one CATx cable to up to 170m\* transmission distance
- 10/100 Ethernet transmission
- Bi-directional RS-232 and IR
- HDCP compliant, CEC, EDID transparent
- Operation mode switch (Auto or forced Long Reach Mode) - The auto operation mode allows the device to detect the far end extender's mode and adopt it.
- IR out mode switch (Wired / Emitter)
- Powered by local or PoE remote power

\*Depends on cable category and quality

HDBase™ and the HDBaseT Alliance logo are trademarks of the HDBaseT Alliance

**TPS Extenders for Single CATx Cable**  
**DVI-HDCP-TPS-TX95 and DVI-HDCP-TPS-RX95**

Part No: 9154 0001, 9154 0002



**TPS Extenders for Single CATx Cable**  
**HDMI-TPS-TX95 and HDMI-TPS-RX95**

Part No: 9154 0005, 9154 0006



DVI-HDCP-TPS-RX95



HDMI-TPS-RX95

DVI-HDCP-TPS-TX95 and DVI-HDCP-TPS-RX95 twisted pair HDBase™ extenders provide extension of uncompressed Full-HD video for long distances over a single CATx cable.

**Features:**

- 4K UHD HDBase™ compatible DVI TPS extenders
- Single-Link DVI and HDMI extension supporting 4K and 120Hz 3D
- Extends Single-Link DVI or HDMI + Ethernet + RS-232 + IR over one CATx cable up to 170 m distance\*
- 10/100 Ethernet transmission
- Bi-directional RS-232 and IR
- HDCP compliant, CEC, EDID transparent
- Operation mode switch (Auto or forced Long Reach Mode)
  - The auto operation mode allows the device to detect the far end extender's mode and adopt it.
- Rack-mounted or standalone use
- Powered by local or 12V remote power

\*Depends on cable category and quality

HDMI-TPS-TX95 and HDMI-TPS-RX95 twisted pair HDBase™ extenders provide extension of uncompressed Full-HD video for long distances over a single CATx cable.

**Features:**

- DVI and HDMI extension supporting 4K and 3D
- Extends DVI or HDMI + Ethernet + RS-232 + IR over one CATx cable up to 170 m distance\*
- 10/100 Ethernet transmission
- Bi-directional RS-232 and IR
- HDCP compliant, CEC, EDID transparent
- Operation mode switch (Auto or forced Long Reach Mode)

\*Depends on cable category and quality

HDBase™ and the HDBaseT Alliance logo are trademarks of the HDBaseT Alliance

**TPS Extenders for DVI with Local Monitor Out**  
**DVI-HDCP-TPS-TX220** and **DVI-HDCP-TPS-TX210**

Part No: 9154 0010 (220), 9154 0015 (210)



DVI-HDCP-TPS-TX220

The DVI-HDCP-TPS-TX220 is a flagship model in the Lightware TPS (HDBaseT™ Transmitter) product family. The device can transmit universal video, audio and control up to a 170 meter distance over a single CAT cable. The extender was designed to handle DVI, HDMI 1.4 digital video signals and analog stereo audio from local inputs or HDMI Embedded Audio up to eight channel PCM or HBR audio.

**Features:**

- 4K UHD HDBaseT™ compatible DVI TPS transmitter
- 4K / UHD (30Hz RGB 4:4:4, 60Hz YCbCr 4:2:0) and 3D capabilities
- Extends DVI, HDMI 1.4 + Ethernet + RS-232 + IR over a single CAT5e-CAT7e cable up to 170 m distance\*
- Event Manager built-in control application
- Advanced EDID Management can force the required resolution from the input video source and fixes the output format conforming the system requirements.
- Audio and video connectors: DVI (input), DVI (local output), Stereo jack
- 10/100 Ethernet transmission
- Bi-directional RS-232 and IR
- GPIO control port
- HDCP compliant, CEC, EDID transparent
- Local audio embedding
- Powered by local or PoE remote power
- Rack-mounted or standalone use

\*Depends on cable category and quality

DVI-HDCP-TPS-TX210 has the same features and capabilities as DVI-HDCP-TPS-TX220, but without GPIO control port and local audio embedding.



DVI-HDCP-TPS-TX210

**TPS Extenders for HDMI with Local Monitor Out**  
**HDMI-TPS-TX220** and **HDMI-TPS-TX210**

Part No: 9154 0011 (220), 9154 0017 (210)



HDMI-TPS-TX220

The HDMI-TPS-TX220 is a flagship model in the Lightware TPS (HDBaseT™ Transmitter) product family. The device can transmit universal video, audio and control up to a 170 meter distance over a single CAT. The extender was designed to handle HDMI 1.4 digital video signals and analog stereo audio from local inputs or HDMI Embedded Audio up to 8 Channel PCM or HBR audio. It also handles HDCP encryption. Advanced EDID Management forces the required resolution from any video source and fixes the output format conforming the system requirements. Remote powering is available through the single CAT 5e - CAT 7 cable, but local power supply can also be used. All devices can be mounted on a rack shelf or used standalone. HDMI-TPS-TX220 is compatible with both HDBaseT extenders and matrix switches.

**Features:**

- 4K / UHD (30Hz RGB 4:4:4, 60Hz YCbCr 4:2:0) and 3D capabilities
- Extends HDMI 1.4 + Ethernet + RS-232 + IR over a single CAT5e-CAT7e cable up to 170 m distance\*
- Event Manager
- Audio and video connectors: HDMI (input), HDMI (local output), Stereo jack
- 10/100 Ethernet transmission
- Bi-directional RS-232 and IR
- GPIO control port
- HDCP compliant, CEC, EDID transparent
- Local audio embedding

\*Depends on cable category and quality

HDMI-TPS-TX210 has the same features and capabilities as HDMI-TPS-TX220, but without GPIO control port and local audio embedding.



HDMI-TPS-TX210

TPS Extenders for DisplayPort with Local Monitor Out  
**DP-TPS-TX220** and **DP-TPS-TX210**

Part No: 9154 0018(220), 9154 0019(210)



DP-TPS-TX220



DP-TPS-TX210

The device can transmit universal video, audio and control up to a 170 meter distance over a single CAT. The extender was designed to handle DP1.1 digital video signals and analog stereo audio from local inputs or DP Embedded Audio up to eight channel PCM or HBR audio.

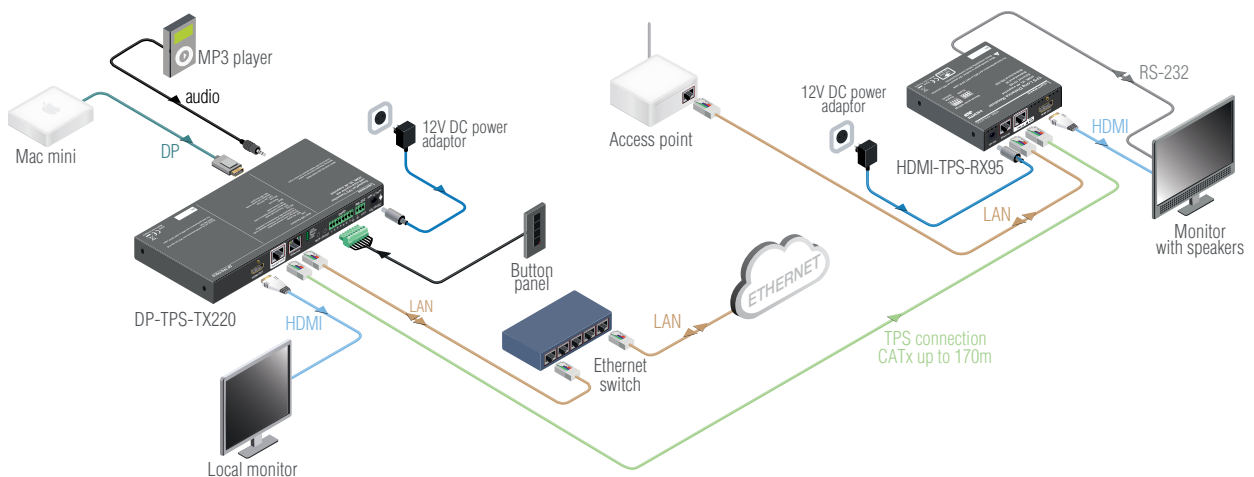
**Features:**

- 4K UHD HDBaseT™ compatible DisplayPort TPS transmitter
- 4K / UHD (30Hz RGB 4:4:4, 60Hz YCbCr 4:2:0) and 3D capabilities
- Extends DisplayPort1.1 + Ethernet + RS-232 + IR over a single CAT5e-CAT7e cable up to 170 m distance\*
- Event Manager built-in control application
- Advanced EDID Management can force the required resolution from the input video source and fixes the output format conforming the system requirements.

- Audio and video connectors: DisplayPort (input), HDMI (local output), Stereo jack
  - 10/100 Ethernet transmission
  - Bi-directional RS-232 and IR
  - GPIO control port
  - HDCP compliant, CEC, EDID transparent
  - Local audio embedding
  - Powered by local or PoE remote power
  - Rack-mounted or standalone use
- \*Depends on cable category and quality

DP-TPS-TX210 has the same features and capabilities as DP-TPS-TX220, but without GPIO control port and local audio embedding.

Standalone Application



HDBaseT™ and the HDBaseT Alliance logo are trademarks of the HDBaseT Alliance

## Single Port Standalone TPS Power Injector

### TPS-PI-1P1

Part No: 9134 0010



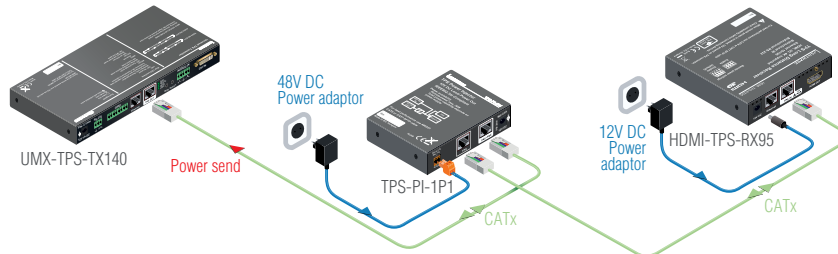
The TPS-PI-1P1 can power a TPS extender placed in the TPS transmission chain, anywhere between the transmitter and the receiver unit. The incoming data stays untouched, the signal quality is unaffected but a 48V DC remote power is added to the signal.

\*Remote powering of the 95 series HDMI-TPS and DVI-HDCP-TPS devices is not available by the TPS-PI-1P1 power injector.

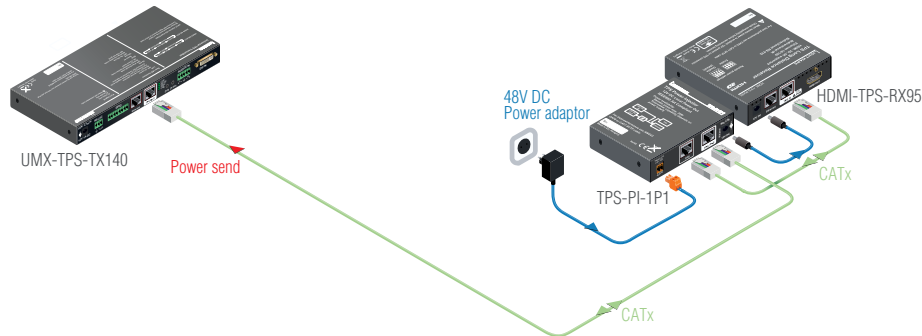
#### Features:

- IEEE802.3at compatible high end remote power injector device
- Single port 48V remote power feed to a TPS endpoint
- Optimized for HDBaseT transmission
- 12V DC power output to feed a local device
- Feeding up to 30W power
- Four front panel feedback LEDs
- Up to 20% increase in reachable extension distance

#### Typical Application



#### 12V Local Powering Application Examples





**HDBaseT™ Compatible HD Video Scaler and Receiver with Local HDMI Input**  
**HDMI-TPS-RX120-HDSR**

Part No: 91540046



HDMI-TPS-RX120-HDSR is a TPS receiver with a local HDMI input and a built-in HD video scaler. Conversion between common formats and frame rates are supported. One common resolution can be used across the whole system configuration, independent of the requirements of the connected displays, which improves general performance.

The connected display receives continuous HDMI signal from the scaler when a switching in the input signal occurs.

**Features:**

- Maximum resolutions of 1920x1200@60Hz (RB) and FullHD 1920x1080@60Hz
- Scaling of any incoming resolution to a fixed output resolution
- Low latency, visually seamless switching on output
- Configuration control over local or extended serial port
- Local HDMI input switching
- Optional IR remote controller for easy OSD setup
- Configuration via OSD (On Screen Display) with front panel buttons
- 155 m Long Reach Mode and 120 m automatic extension distance
- Factory-loaded EDID memory slots
- RS-232 pass-through for monitor control
- Ethernet control
- Dimensions: 160 W x 191.7 D x 30 H mm
- 1 mm metal casing



Full 4K TPS (HDBaseTTM) Extenders with RS-232, IR, Return Audio and Ethernet  
**HDMI20-TPSpro-TX110AP** and **HDMI20-TPSpro-RX110A**

**coming soon!**

Call sales for availability 



HDMI20-TPSpro-TX110AP



HDMI20-TPSpro-RX110A

HDMI20-TPSpro TX/RX set is a transmitter and receiver pair providing extension of 4K 60Hz 4:4:4 video with embedded audio to a range of up to 100 m over a single CATx cable.

These units offer bi-directional RS-232, IR, return audio and Ethernet pass-through forwarded over the a single CATx cable together with the video signal. The extenders support full HDCP and EDID compliance and work on all standard AV resolutions up to 4K and 48-bit color depth, also handling all standard audio formats and 120 Hz 3D sign als.

The TX unit powers the RX device remotely through the CATx cable. The devices can be mounted on a rack shelf or used standalone.

### Highlight Features

- 4K/UHD (60Hz YCbCr 4:4:4) and 3D capabilities
- Extends HDMI2.0 + Audio + Ethernet + RS-232 + IR over a single CATx cable up to 100 m distance
- Automatic Low Power mode
- 10/100 Ethernet extension
- Bi-directional RS-232 pass-through
- Bi-directional IR pass-through
- TOSLINK optical audio cable support for return audio
- RX can be remotely powered by TX device through CATx cable
- HDCP 2.2 compliant, CEC, EDID transparent
- Visually lossless video compression with DSC1.2 (Display Stream Compression) scheme for resolutions with pixel clock over 297MHz
- Low signal latency
- Link detection and PoE detection LEDs
- Rack mounting options

### Applications

- Control room
- Multiroom video
- Conference rooms, collaborative telepresence
- Home cinema

**Wallplate (WP) and Floorbox (FP) TPS Extenders for Single CATx Cable with PoE**  
**WP-HDMI-TPS-RX97, WP-HDMI-TPS-TX97, FP-HDMI-TPS-RX97, FP-HDMI-TPS-TX97**



WP/FP-HDMI-TPS-TX/RX97 series twisted pair HDBase™ extenders provide extension of uncompressed 4K/UHD video with embedded audio (up to eight channel PCM or HBR audio) for long distances over a single CATx cable.

**Features:**

- 4K UHD HDBase™ compatible HDMI TPS extender wallplates and floorpanels
- Single-Link DVI and HDMI extension supporting 4K/UHD (30Hz RGB 4:4:4, 60Hz YCbCr 4:2:0) and 120 Hz 3D capabilities
- Extends Single-Link DVI or HDMI + Ethernet + RS-232 + IR over one CATx cable up to 170m\* transmission distance over TPS
- 10/100 Ethernet transmission
- Bi-directional RS-232 and IR
- HDCP compliant, CEC, EDID transparent
- Operation mode switch (Auto or forced Long Reach Mode)
  - The auto operation mode allows the device to detect the far end extender's mode and adopt it.
- New design fits standard wall and floor panel boxes while providing optimized cable connect and removal
- Fits in most common standard wall and floor panel boxes

\*Depends on cable category and quality

The following table lists additional versions of the same wall and floor panel series. For availability and other information please inquire at your Lightware sales contact.

	Product variants	Part Numbers
Wallplates	WP-HDMI-TPS-RX97-EU	9154 0027
	WP-HDMI-TPS-RX97-US	9154 0029
	WP-HDMI-TPS-RX97-UK	9154 0028
	WP-HDMI-TPS-TX97-EU	9154 0033
	WP-HDMI-TPS-TX97-US	9154 0035
	WP-HDMI-TPS-TX97-UK	9154 0034
Floor panels	FP-HDMI-TPS-RX97-GB3	9154 0031
	FP-HDMI-TPS-RX97-LEGRAND	9154 0032
	FP-HDMI-TPS-RX97-CRFB	9154 0048
	FP-HDMI-TPS-TX97-GB3	9154 0037
	FP-HDMI-TPS-TX97-LEGRAND	9154 0038
	FP-HDMI-TPS-TX97-CRFB	9154 0049



**WP-HDMI-TPS-RX97-EU**



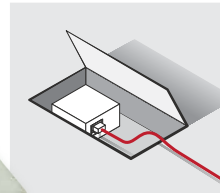
**FP-HDMI-TPS-TX97-CRFB**

The thoroughly redesigned form factor of the wall and floor panels allows for easier connecting and removing cables in narrow spaces (behind TV sets, under floor panel lids) and reduces cable bending and breaking. The built-in cable tie-down points further ensure stable connection and reduce cable stress.

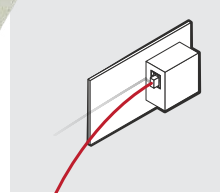
**new!**



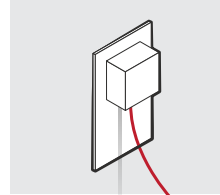
**FP-UMX-TPS-TX130-MKM**



Cable access example with Floorbox extender.



Cable access and orientation example with wallplate extenders.



Cable access and orientation example with wallplate extenders.

Status	Part Number	Product Name	Compatible Frame
<b>new!</b>	91540047	<b>FP-UMX-TPS-TX130-MKM</b>	MK Cablelink Modular CRMB265
<b>new!</b>	91540055	<b>FP-UMX-TPS-TX120-MKM</b>	MK Cablelink Modular CRMB265
<b>coming soon !</b>	91540045	<b>FP-UMX-TPS-TX130-MKS</b>	MK Cablelink Screed & Single Pan
<b>coming soon !</b>	91540044	<b>FP-UMX-TPS-TX120-MKS</b>	MK Cablelink Screed & Single Pan
<b>coming soon !</b>	91540057	<b>FP-UMX-TPS-TX130 OBO-GES9-GB3</b>	OBO Betterman GES9
<b>coming soon !</b>	91540056	<b>FP-UMX-TPS-TX120 OBO-GES9-GB3</b>	OBO Betterman GES9

TPS Transmitters Connector Comparison Chart

			DVI-HDCP-TPS-TX97	HDMI-TPS-TX97	WP-HDMI-TPS-TX97-(EU/US/UK/EUROMOD)	FP-HDMI-TPS-TX97-(GB3/LEGRAND)	DVI-HDCP-TPS-TX95	HDMI-TPS-TX95	UMX-TPS-TX120	UMX-TPS-TX130	UMX-TPS-TX140 / Plus	WP-UMX-TPS-TX120-US	WP-UMX-TPS-TX130-US	DVI-HDCP-TPS-TX220	DVI-HDCP-TPS-TX210	HDMI-TPS-TX220	HDMI-TPS-TX210	DP-TPS-TX220	DP-TPS-TX210	SW4-TPS-TX240		
Video Connectors	Input	VGA	✗	✗	✗	✗	✗	✗	✓	✓	✓	✓	✓	✗	✗	✗	✗	✗	✗	✗	✗	
		HDMI	✗	✓	✓	✓	✗	✓	✓	✓	✓	✓	✓	✗	✗	✓	✓	✗	✗	✗	✓	
		DVI-D	✓	✗	✗	✗	✓	✗	✗	✗	✗	✗	✗	✗	✓	✓	✗	✗	✗	✗	✗	✓
		DVI-I	✗	✗	✗	✗	✗	✗	✗	✗	✓	✓	✗	✗	✗	✗	✗	✗	✗	✗	✗	✗
		DisplayPort	✗	✗	✗	✗	✗	✗	✗	✗	✗	✓	✗	✓	✗	✗	✗	✗	✓	✓	✓	✓
Local output	DVI	✗	✗	✗	✗	✗	✗	✗	✗	✗	✗	✗	✗	✓	✓	✗	✗	✗	✗	✗	✗	
	HDMI	✗	✗	✗	✗	✗	✗	✗	✗	✗	✗	✗	✗	✗	✗	✓	✓	✓	✓	✓	✓	
Audio Connectors	Stereo jack	✗	✗	✗	✗	✗	✗	✗	✓	✓	✓	✓	✓	✓	✗	✓	✗	✓	✗	✗	✓	
	Phoenix audio	✗	✗	✗	✗	✗	✗	✗	✗	✗	✓	✗	✗	✗	✗	✗	✗	✗	✗	✗	✗	
Control Connectors*	Ethernet	✓	✓	✓	✓	✓	✓	✓	✓	✓	✓	✓	✓	✓	✓	✓	✓	✓	✓	✓	✓	
	RS-232	✓	✓	✓	✓	✓	✓	✓	✓	✓	✓	✓	✓	✓	✓	✓	✓	✓	✓	✓	✓	
	IR	✓	✓	✓	✓	✓	✓	✓	✓	✓	✓	✓	✓	✓	✓	✓	✓	✓	✓	✓	✓	
	GPIO	✗	✗	✗	✗	✗	✗	✗	✗	✓	✓	✗	✗	✓	✗	✓	✗	✓	✗	✗	✓	

\*For the detailed features and setting options of the control connectors please consult the user manual documentation of the actual product.

All our TPS extenders are compatible with each other and with the MX-TPS and MX-TPS2 input and output boards. Please consult the individual user manuals of products to learn more about the available settings and functions of ports in detail.

## TWISTED PAIR (TP) EXTENDERS

Lightware TP Extenders include a wide range of devices from entry level to high end. Out of these cost effective DVI, HDMI and universal video signal transmitters and receivers it is easy to find the best choice for the required application. RS-232 control signal transmission is also an available feature. Lightware also makes wall and floor plates specially designed for meeting room and other similar, dynamically changing environments.

### Single-Link DVI TP Extenders

**DVI-TP-TX200** and **DVI-TP-RX100**

Part No: 9152 0001 (TX200), 9152 0003 (RX100)

### 50 Series HDMI TP Extenders

**HDMI-TP-TX50** and **HDMI-TP- RX50**

Part No: 9152 0010 (TX50), 9152 0013 (RX50)



DVI-TP-RX200

DVI-TP-TX100



HDMI-TP-TX50

HDMI-TP-RX50

The TP series extenders offer cost-effective twisted pair extension transmitting Single Link DVI-D signals over a single CATx cable.

#### Features:

- DVI TP extenders
- DVI Reclocking
- TMDS Reclocking: Intra-pair skew compensation, jitter compensation
- 50 m long DVI signal transmission at 1920 x 1080p resolution
- 80 m DVI signal transmission at 1280 x 1024 resolution
- Advanced EDID Management
- 50 programmable EDID memory
- Local monitor output
- Source detection and Monitor detection LED

This entry level HDMI extension system transmit HDMI signal formats over dual CAT cable up to a 65 meter distance at 1920x1080p Full HD. HDMI 1.3a signals are fully supported with or without HDCP encryption.

#### Features:

- DVI and HDMI TP extenders
- Extends HDMI 1.3a, HDCP 1.1 and DVI 1.0 signals
- Supports Dolby TrueHD and DTS-HD Master Audio 7.1 formats
- 1920x1200 or 2048x1080 maximum resolutions
- Cross compatibility with any Lightware twisted pair device\*
- Jumper selectable local or remote (remote-send / remote-receive) power source
- Automatic adaptive cable equalization adjustment
- Metal housing for professional use and rack mounting

\*See in compatibility table

### Dual-Link DVI TP Extenders

**DVI-TP-TX200DL** and **DVI-TP-RX100DL**

Part No: 9152 0004 (TX200DL), 9152 0005 (RX100DL)

TP-DL series transceivers transmit Dual-Link DVI-D signals over two CATx cables. TP-DL series transceivers support the highest resolutions up to 3840x2400 including all HDTV resolutions: 720p, 1080p, 2K.

#### Features:

- Dual-Link DVI TP extenders
- TMDS Reclocking: Intra-pair skew compensation, jitter compensation
- 50 m long Dual-Link DVI signal transmission at 2560 x 1600 resolution (using two CAT7 cables)
- 50 m long Single-Link DVI signal transmission at 1920 x 1080p resolution (using one CAT7 cable)
- Advanced EDID Management
- 50 programmable EDID memory addresses



DVI-TP-RX200DL

DVI-TP-TX100DL

# FIBER OPTICAL EXTENDERS

Lightware Fiber Optical Extenders are designed to easily overcome large distances. We provide DVI, HDMI, universal video, analog and digital stereo audio and control signal extension over extremely long distances of up to 10 kilometers. These extenders are available with VGA, DVI, HDMI and DisplayPort connectors in various design, size and finish.



## HDMI 2.0 Full 4K Fiber Optical Extenders

### HDMI20-OPTC-TX220-Pro, HDMI20-OPTC-RX220-Pro

Part No: 9155 0045 (TX), 9155 0044 (RX)

### HDMI20-OPTC-TX220-FOX, HDMI20-OPTC-RX220-FOX

Part No: 9155 0001 (TX), 9155 0002 (RX)

**new!**

### HDMI20-OPTC-TX220-NTQ, HDMI20-OPTC-RX220-NTQ

### HDMI20-OPTC-TX220-PCN, HDMI20-OPTC-RX220-PCN



M10 mounting threads on the chassis for truss clamps



HDMI20-OPTC-TX220-Pro

The HDMI20-OPTC-TX/RX220-Pro is a HDMI 2.0 and HDCP 2.2 compatible extender pair for video, RS-232 and Gigabit Ethernet signals, supporting uncompressed 4K UHD resolution at 60Hz 4:4:4. This extender pair is particularly recommended for rental and staging applications, 4K live events, and for future-proof operation centers. The extender can transmit HDMI 2.0 signals with 18Gbps over one multimode fiber to a distance up to 700 meters.

Using the factory, custom or transparent EDID emulation the user can fix and lock EDID data on the HDMI connector. Advanced EDID Management forces the required resolution from any video source and fixes the output format conforming to the system requirements. The unit offers bi-directional and transparent RS-232 transmission and two separate Gigabit Ethernet signals over the fiber connection.

All devices can be mounted on a rack shelf or used standalone, rack ears also serve easy handling and bump protection, mounting threads on top and one of the sides to conform strict installation safety regulations.

The device features Pixel Accurate Reclocking, a Lightware technology to eliminate jitter and skew generated by low quality sources and multiple daisy-chained devices.

Single fiber technology makes these units fully HDMI 2.0 compliant without need of a second fiber cable or copper connections.

Galvanic isolation between source and display helps avoiding ground loops and hum effects. No delay occurs in the signal during optical conversion, the video image is transported without frame latency. This feature is crucial in 3D applications and systems where audio is processed separately.

Lightware's HDMI20-OPTC series supports both HDR10 and Dolby Vision in the HDMI signal at 10 or 12 bit speeds respectively, within its frame bandwidth of 18 Gbps maximum.

### Features:

- Resolutions up to 4K@60Hz with RGB 4:4:4 colorspace
- 18 Gbps bandwidth
- HDMI 2.0, HDMI 1.x, DVI 1.0 and HDCP 2.2 compliant
- Splitting of 4K UHD at 60Hz to two output ports with left half and right half of the original video
- HDR and Dolby Vision support
- 36-bit deep color support
- 3D signal compatibility with frame packing, side-by-side and top-bottom formats
- 2x HDMI inputs for main/backup sources with autoswitch
- Supports all HDMI audio formats: Dolby TrueHD and DTS-HD Master Audio
- 2x Gigabit Ethernet (control for both outputs)
- Ethernet and USB control options
- Pixel Accurate Reclocking on each input
- Advanced EDID Management
- Color graphic LCD and jog dial push button for front panel control on TX side
- Lightware Device Controller software control over Ethernet and USB
- Third party control with LW3 protocol over Ethernet or RS-232
- Firmware upgrade with Lightware Device Updater software over Ethernet
- Neutrik OpticalCON, Neutrik PowerCON, Neutrik Quad, or Fiberfox optical connectors
- Breakout LC connector
- Local monitor output on TX side
- Built-in universal power supply
- Mounting thread on top and one of the sides and fixed mounting ears for safe and secure installation
- Handles for rigging and safety wire rope

This extender is also available with Neutrik Quad, Neutrik Powercon True1 and FiberFox optical connectors

TX/RX220-NTQ



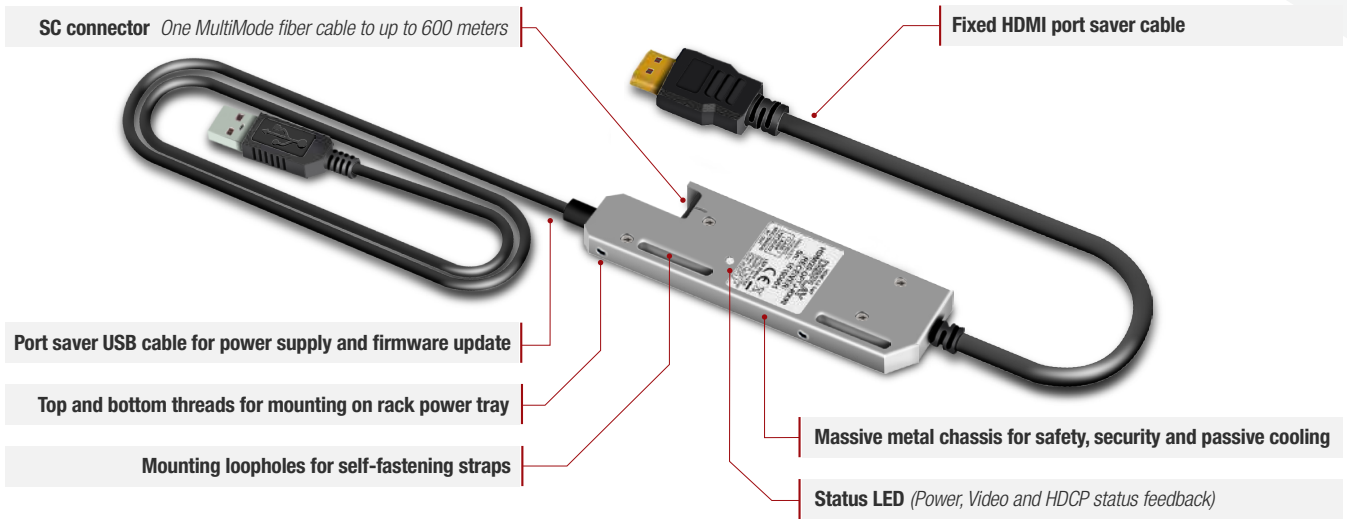
TX/RX220-FOX



TX/RX220-PCN



**HDMI 2.0 Full 4K Fiber Optical Extenders**  
**HDMI20-OPTJ-TX90 and HDMI20-OPTJ-RX90**



The HDMI20-OPTJ-TX90 and HDMI20-OPTJ-RX90 are HDMI 2.0 compatible optical fiber extenders. These units transfer uncompressed HDMI 2.0 class signals with embedded audio to up to 600 m (1080p60 up to 2500 m) distance, over one MultiMode fiber cable. Embedded HDMI audio signals include Dolby TrueHD and DTS-HD Master Audio.

The maximum resolution is based on the HDMI 2.0 standard: extending uncompressed signals of 4K@60Hz with RGB 4:4:4 colorspace, 36 bit deep color and HDCP 2.2.

These devices have massive, solid aluminum casings, providing excellent cooling, safety, and maximum reliability. There are loops in the chassis for self-fastening straps (commonly known as Velcro straps), to fasten the extender to basically anywhere. The device has an SC optical connector.

**Features:**

- Resolutions up to 4K@60Hz with RGB 4:4:4 colorspace
- HDMI 2.0, HDMI 1.x and DVI 1.0 compliant
- HDCP 2.2, HDCP 1.4 compliant and CEC, EDID transparent
- 36-bit deep color support
- 3D signal compatibility with frame packing, side-by-side and top-bottom formats
- Zero frame delay: no compression, no latency
- SC connector: one MultiMode fiber cable to up to 600 m distance (1080p60 up to 2500 m)
- HDMI audio formats: Dolby TrueHD and DTS-HD Master Audio
- 5-color Status LED
- Massive metal chassis for safety, security and passive cooling
- Loopholes for mounting with self-fastening straps
- Top and bottom threads for mounting on rack power tray
- Easily replaceable, fixed port saver HDMI and USB 'pigtail' cables
- 3-year warranty (extendable to 5 years)
- Available PowerTray mounting for 16x units with power source for rack installation



HDMI20-OPTJ series front view



OPTJ Powertray with MX2-8x8-HDMI20-Audio  
 More information on page 116

Combine an **MX2-8x8-HDMI20-Audio** matrix with a fully populated rack tray to create a **Full 4K HDMI 2.0 optical matrix**.



## UMX Series Fiber Optical Transmitter

### UMX-OPT-TX150R

Part No: 9151 0020



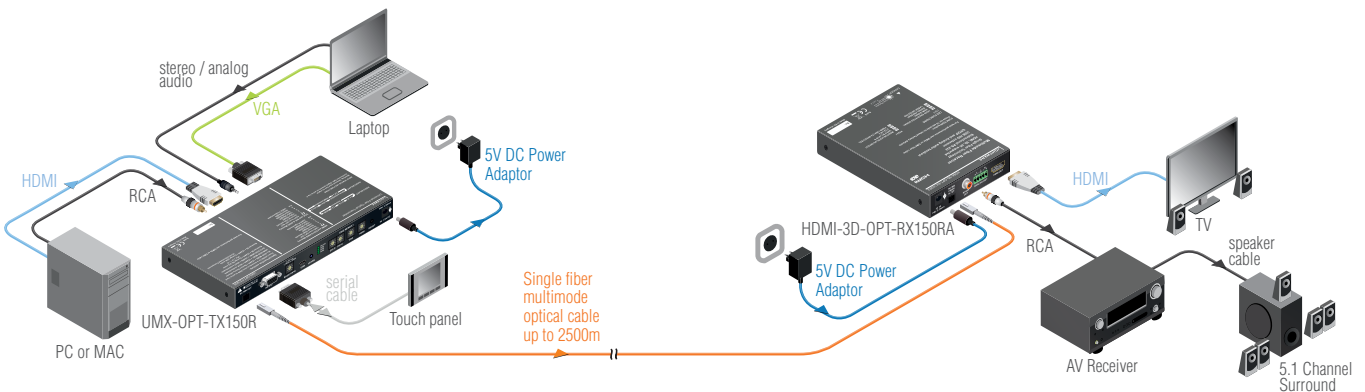
UMX-OPT-TX150R

UMX-OPT-TX150R is a versatile transmitter which provides long distance connectivity for analog and digital audio and video up to a distance of 2500 m. The extender was designed to handle VGA, DVI-I and HDMI 1.3 signals with analog stereo, 5.1 S/PDIF and 7.1 HDMI embedded audio. Analog video signals are converted into digital formats with digital or digitized analog audio becoming embedded in the video stream. The UMX-OPT-TX150R handles HDCP encryption and includes an HDCP enable/disable setting option.

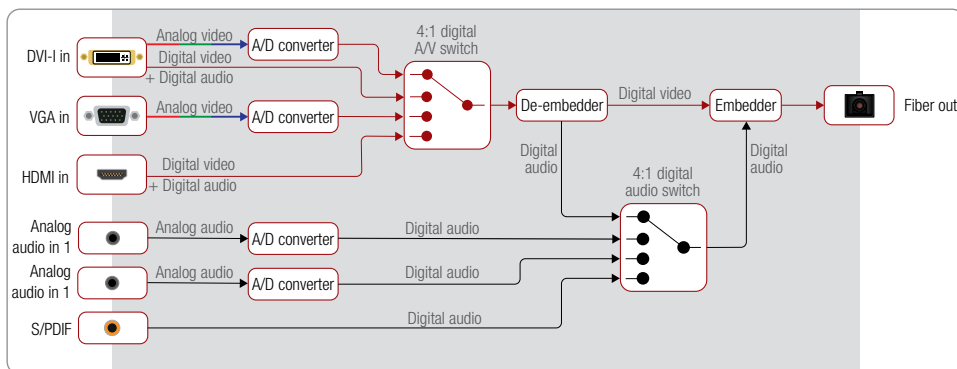
#### Features:

- Extends VGA, DVI and HDMI 1.3 signals (YCbCr, RGB formats)
- Accepts analog stereo, 5.1 S/PDIF and even 7.1 HDMI embedded audio signals
- Volume, gain and balance control
- Phase invert and DC filter option
- HDCP compliant, HDCP enable/disable
- Connectors: DVI-I, HDMI and VGA for video, 2 x TRS for analog, 1x RCA for digital audio
- Autoswitch and autosync function for video and audio inputs with priority
- Auto select function for video and audio inputs
- Audio embedding
- Max fiber cable length of 2500 m (using OM3e type fiber)
- All analog signals are converted to digital formats
- Uncompressed video/audio up to 6.75 Gbps
- Input (video & audio) status LEDs
- Bidirectional RS-232 pass through
- Selectable RS-232 baud rates

#### Standalone Diagram



#### Standalone Diagram



#### Analog Audio Input

Volume:	-63 .. 0 dB
Gain:	0 .. 24 dB
Balance:	0 .. 100%
Phase invert:	On/Off



## Connector-Sized DVI Multimode Fiber Extenders

### DVI-OPT-TX110 and DVI-OPT-RX110

Part No: 9151 0001 (TX110), 9151 0002 (RX110)



The DVI-OPT-TX110 and DVI-OPT-RX110 pair is a DVI to fiber transmitter / receiver transmitting up to a 2500 m distance. The new, redesigned housing and ports of these units further enhances operation safety and security.

#### Features:

- DVI Multimode 50/125 fiber extender
- Extends DVI-D signals with Single Fiber Technology
- 1920 x 1200 or 2048 x 1080 maximal resolutions
- Cross compatibility with Lightware fiber devices\*
- Plug & Play
- Zero frame delay – no latency
- No compression
- EDID emulation + 1 factory EDID in TX110
- TX Status LEDs: Accurate power detection, EDID state
- RX Status LEDs: Power, laser detect, hotplug detect
- External universal power adaptor for receiver
- Power supplied through DVI connector for transmitter
- DVI connector sized form factor
- Solid Aluminum housing for professional use
- Recessed (slotted) thumbscrews
- Improved ESD protection
- Improved mechanical stability SC connectors
- Secure snap DC plug
- Restorable factory default EDID
- Galvanic isolation against ground loops and humming

\*See in compatibility table

## Professional Multimode Fiber Extenders

### DVI-OPT-TX220-Pro, DVI-OPT-RX220-Pro and DVI-OPT-TX220-ST-Pro, DVI-OPT-RX220-ST-Pro

Part No: 9151 0003 (TX220-Pro), 9151 0004 (RX220-Pro) 9151 0005 (TX220-ST-Pro), 9151 0006 (RX220-ST-Pro)



DVI-OPT-TX220-Pro



DVI-OPT-RX220-Pro



DVI-OPT-TX220-ST-Pro



DVI-OPT-RX220-ST-Pro

Designed for rental and professional use, the Lightware DVI-OPT 220-Pro series extenders can transmit DVI-D signals over multimode fiber cables up to a 2500 m distance. Using Single Fiber Technology the DVI-D signal is transmitted over one multimode 50/125 fiber core. Sources and display devices are galvanically isolated against ground loops and hum effects. The video image is transported without frame latency and delay in the signal. The Neutrik OpticalCON or ST fiber connectors ensure reliable operation in professional environments. The OpticalCON connectors are rugged, dust proof and reliable and are compatible with standard LC connectors.

#### Features:

- DVI-D Single Fiber extender
- Extends DVI-D signals with Single Fiber Technology
- 1920 x 1200 or 2048 x 1080 maximal resolutions
- Cross compatibility with any Lightware fiber device\*
- Zero frame latency - No delay
- No compression
- Neutrik OpticalCON or ST fiber connectors
- Breakout LC connector for Neutrik B channel (not available in -ST version)
- Advanced EDID Management through front panel LCD menu or serial port (-TX220-Pro)
- Improved DVI signal detection circuit
- Firmware upgrade through serial port
- Status LEDs: source, monitor and laser loss detection
- Local monitor buffered loop output at transmitter
- Pixel Accurate Reclocking (-RX220-Pro)
- Two identical DVI-D outputs at receiver
- Alarm output for fiber and DVI link loss (-RX220-Pro)
- Built-in universal power supply
- Remote power option for receiver (only when using Neutrik 2M-4S75 hybrid fiber cable with 2 fibers + 4 copper wires)
- Improved ESD protection
- Rack, truss or furniture mounting accessories

\*See in compatibility table

## 100 Series HDMI Fiber Optical Extenders HDMI-OPT-TX/RX100, HDMI-OPT-TX/RX100R

Part No: 9151 0009 (TX100), 9151 0010 (RX100), 9151 0011 (TX100R), 9151 0012 (RX100R),

## 200 Series HDMI Fiber Optical Extenders HDMI-OPT-TX200R, HDMI-OPT-RX200R

Part No: 9151 0013 (TX200R), 9151 0014 (RX200R)



HDMI-OPT 100 series devices extend HDMI 1.3, DVI 1.0, HDCP and bi-directional RS-232 (optional add-on in „R” versions) signals over one multimode fiber and transmit the video signal with Embedded Audio up to a 2500 m distance.

### Features:

- HDMI Single Fiber optical extenders
- SC fiber optical connectors
- Extends DVI or HDMI signals over one multimode fiber core
- HDMI to DVI conversion (when using DVI monitor)
- 1920 x 1200 or 2048 x 1080 maximal resolutions
- HDCP 1.1 compliant
- Pixel Accurate Reclocking
- Zero frame delay – No signal latency
- No compression
- Cross compatibility with any Lightware fiber device\*
- Advanced EDID Management in both transmitter and receiver
- Twist and lock DC power plug
- Several status LEDs: source, display, signal, HDCP and laser detection, EDID validity
- Robust metal housing, rack mountable

\*See in compatibility table

HDMI-OPT 200 series have all the features of the 100 series but also include an additional local monitor HDMI output to enable easy monitoring of the outgoing signal on the transmitter, and two identical HDMI outputs through a built-in distribution amplifier on the receiver.

### Features:

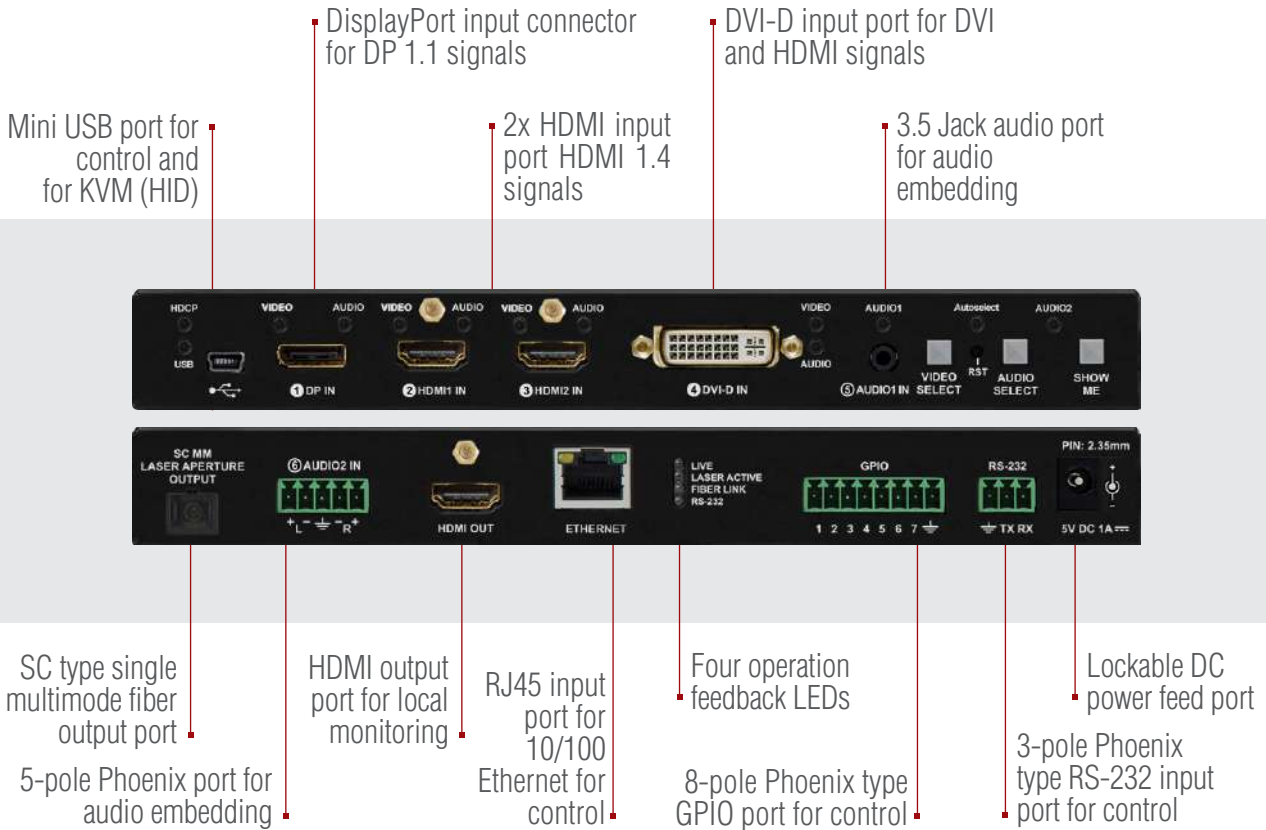
- HDMI Single Fiber optical extenders with local HDMI monitoring
- SC fiber optical connectors
- Extends DVI or HDMI signals over one multimode fiber core
- HDMI to DVI conversion (when using DVI monitor)
- 1920 x 1200 or 2048 x 1080 maximal resolutions
- RS-232 pass through and remote control over fiber
- HDCP 1.1 compliant
- Pixel Accurate Reclocking
- Zero frame delay – No signal latency
- No compression
- Cross compatibility with any Lightware fiber device\*
- Advanced EDID Management in both transmitter and receiver
- Twist and lock DC power plug
- Several status LEDs: source, display, signal, HDCP and laser detection, EDID validity
- Local monitor HDMI output in transmitter
- Two identical HDMI outputs in receiver
- Robust metal housing, rack mountable

\*See in compatibility table

## 4K UHD HDMI and DisplayPort Switcher and Multimode Fiber Transmitter

### SW4-OPT-TX240RAK

Part No: 9151 0027



SW4-OPT-TX240RAK extends HDMI 1.4, DVI 1.0, HDCP and bi-directional RS-232 signals over one multimode fiber and transmits video signal with embedded audio to a distance of up to 2500 meters.

#### Applications:

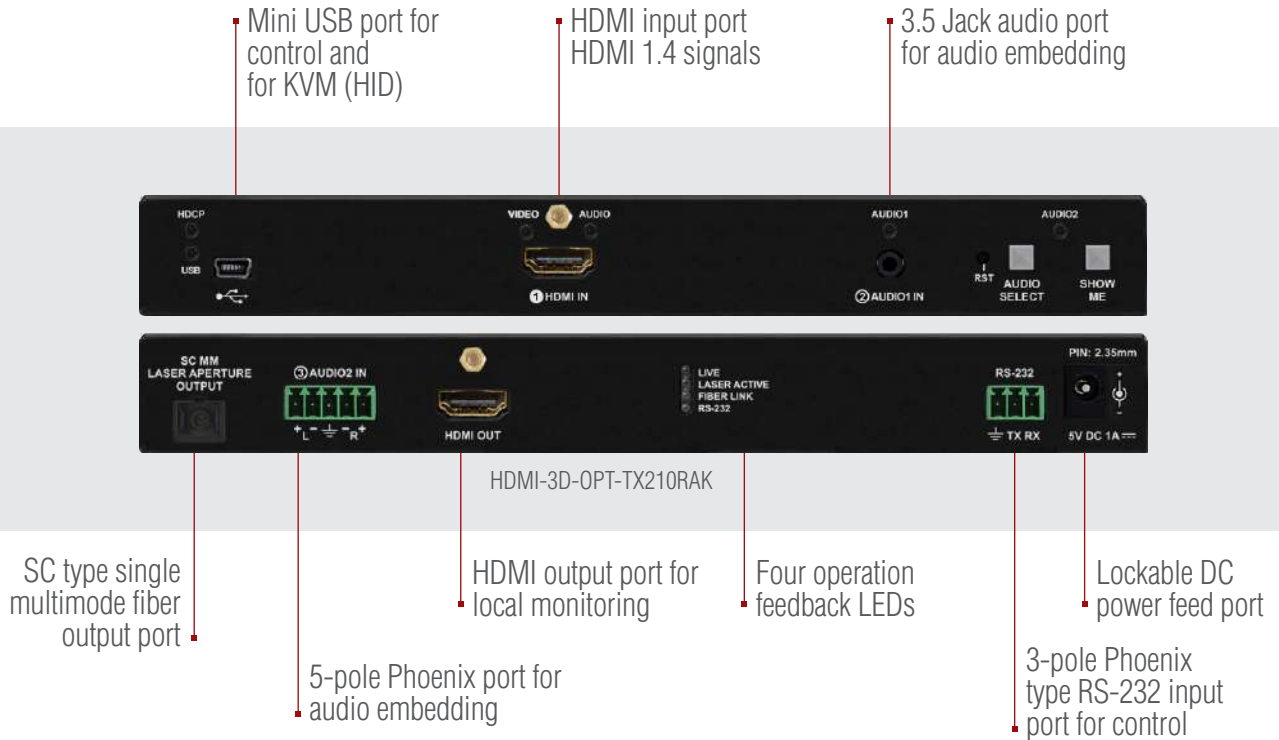
- Long distance lossless HDMI or DVI signal transmission
- Ground loop isolation
- Professional AV systems, conference rooms
- High End home cinema
- Yacht installations

#### Features:

- Multimode single fiber transmitter and mini switcher
- 4K/UHD (30Hz RGB 4:4:4, 60Hz YCbCr 4:2:0) and 3D capabilities
- Extends DVI, HDMI or DisplayPort
- Single fiber technology
- **USB KVM (HID) extension**
- Local monitor output
- Analog audio embedding from 3.5mm jack or 5-pole balanced Phoenix ports
- RS-232 pass through and remote control over fiber
- Control via Ethernet, RS-232 or USB
- Pixel Accurate Reclocking
- Zero frame latency, no delay
- No compression
- Cross compatibility with Lightware Fiber devices
- Active status LEDs: signal, HDCP and link detection
- Twist-to-lock DC power plug
- Rack-mountable with optional accessories
- Advanced EDID Management
- GPIO control port
- HDCP compliant
- Built-in Event Manager control feature
- CEC

**4K UHD HDMI Multimode Single Fiber Extender**  
**HDMI-3D-OPT-TX210A** and **HDMI-3D-OPT-TX210RAK**

Part No: 9151 0028 (A), 9151 0030 (RAK)



HDMI-3D-OPT-TX210 extends HDMI 1.4, DVI 1.0, HDCP and bi-directional RS-232\* signals over one multimode fiber and transmit video signal with embedded audio to a distance of up to 2500 meters.

**Applications:**

- Rental and staging
- Long distance lossless HDMI or DVI signal transmission
- Ground loop isolation
- Professional AV systems, conference rooms
- High End home cinema
- Yacht installations

**Features:**

- Multimode single fiber transmitter
- 4K/UHD (30Hz RGB 4:4:4, 60Hz YCbCr 4:2:0) and 3D capabilities
- Multimode single fiber technology
- **USB KVM (HID) extension\***
- Extends HDMI 1.4 + Audio + RS-232\* over a single multimode fiber
- Local monitor output
- Analog audio embedding from 3.5mm jack or 5-pole balanced Phoenix ports
- RS-232 pass through\*
- Control via, RS-232 or USB
- Bi-directional RS-232 extension\*
- Pixel Accurate Reclocking
- Zero frame latency, no delay
- No compression
- Cross compatibility with Lightware fiber devices
- Active status LEDs: signal, HDCP and link detection
- Twist-to-lock DC power plug
- Rack-mountable with optional accessories
- Advanced EDID Management
- HDCP compliant
- Built-in Event Manager control feature
- CEC

\*Only on the TX210RAK version

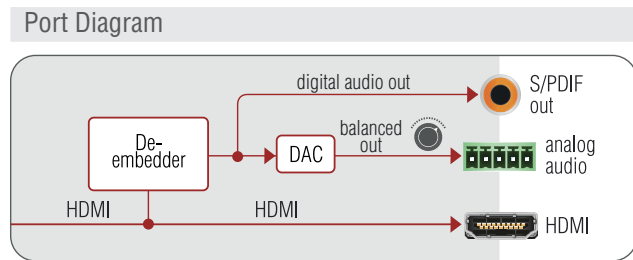
**4K UHD HDMI, Audio and Control Multimode Fiber Receiver**  
**HDMI-3D-OPT-RX150RA**

Part No: 9151 0015

The HDMI-3D-OPT-RX150RA optical receiver provides extension of uncompressed video and audio with optional HDCP encryption and USB HID over one multimode fiber up to a 2500 m distance.

**Features:**

- HDMI 1.4 + Keyboard + Mouse fiber extender
- Up to 4K x 2K @30Hz or 1080p @60Hz
- HDCP 1.1 compliant extension over one multimode fiber
- 3D compliant
- Audio output: digital S/PDIF and symmetrical analog audio
- Volume, balance, bass and treble control
- Phase invert and de-emphasis option
- **USB KVM (HID) extension**
- Bi-directional RS-232 pass-through
- Uncompressed video/audio up to 9 Gbps
- Single Fiber Technology
- Zero frame latency - No delay
- SC optical fiber connector
- Several status LEDs
- USB control
- Rack mounting options
- Locking DC connector



**Dual-Link DVI Fiber Extender**  
**DVIDL-OPT-TX200 and DVIDL-OPT-RX100**

Part No: 9151 0007 (TX200), 9151 0008 (RX100)

Designed for rental and professional use, the DVIDL-OPT-TX200 and DVIDL-OPT-RX100 extender pair can transmit Dual-Link DVI signals over two multimode fiber cables for up to a 2500 meter distance. Neutrik OpticalCON DUO are compatible with industry standard LC Duplex fiber cables.

**Features:**

- Extends Dual-Link DVI-D signals over two fibers
- 4096 x 2400 maximal resolution
- Single-Link operation mode with one fiber
- Zero frame latency - No delay
- No compression
- Neutrik OpticalCON fiber connectors
- Advanced EDID Management in transmitter
- USB port for control and firmware upgrade
- Status LEDs: source, signal, monitor and laser loss detection
- Local monitor buffered loop output at transmitter
- TMD5 Reclocking in receiver
- Improved ESD protection
- Rack mounting accessories



DVIDL-OPT-RX100



DVIDL-OPT-TX200

# BRIDGE YOUR CONNECTIONS



CONNECT A LIGHTWARE SWITCH TO YOUR COLLABORATION MEETING ROOM KIT TO GET **MULTI-PORT INPUT** AND **BUILT-IN ROOM CONTROL** AND MANAGE EVERYTHING FROM THE SYSTEM'S OWN TOUCH PANEL.



for further information

**UMX-HDMI-140**

[lightware.com/integration](http://lightware.com/integration)

## DisplayPort Fiber Optical Extender

### DP-OPT-TX100 and DP-OPT-RX100

Part No: 9151 0016 (TX100), 9151 0017 (RX100)

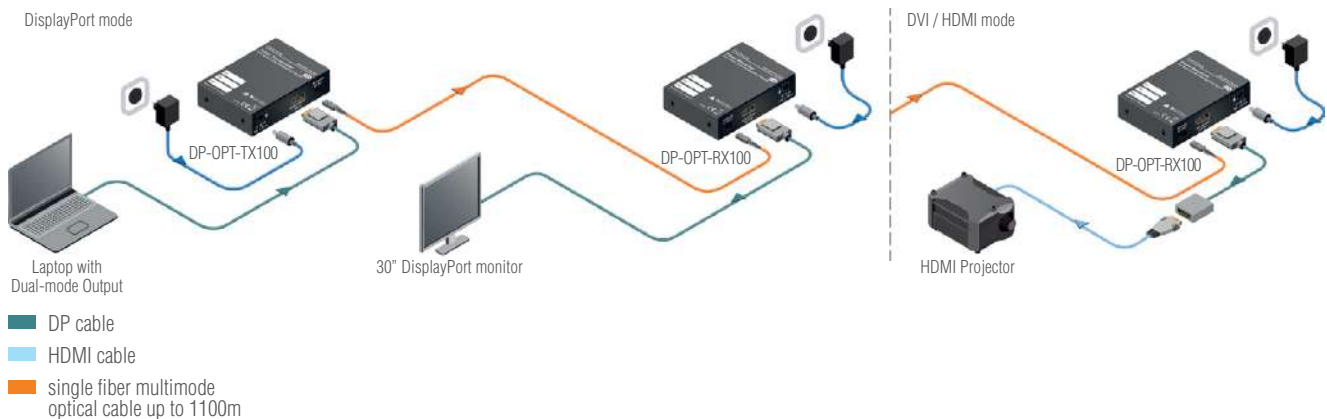


Designed for use in both AV and IT applications, this DisplayPort extender pair provides extension up to 4K / UHD (30Hz RGB 4:4:4, 60Hz YCbCr 4:2:0) resolution on long 1100m distances.

#### Features:

- DisplayPort 1.1a extension over one multimode fiber
- Dual-mode DP: supports DVI and HDMI adaptors
- 4K / UHD (30Hz RGB 4:4:4, 60Hz YCbCr 4:2:0)
- 10.8 Gbps datarate
- HDCP 1.1 compliant extension over one multimode fiber
- Full support of link training
- Compatible with Apple LED Cinema Display and 30" LCD displays
- Single Fiber Technology


#### Standalone Diagram





**KVM DisplayPort Fiber Optical Extender**  
**DP-OPT-TX150 and DP-OPT-RX150**

Part No: 9151 0018 (TX150), 9151 0019 (RX150)



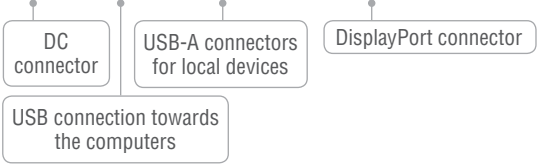
DP-OPT-TX150 and DP-OPT-RX150 devices extend Dual-mode DisplayPort 1.1a high resolution video and Embedded Audio with optional HDCP encryption plus USB HID over one multimode fiber up to 1100 m.

**Features:**

- DisplayPort 1.1a + Keyboard + Mouse fiber extender
- Plug and Play – no drivers required
- Up to UHD and 4096x2400@30Hz pixel resolution
- HDCP 1.1 compliant extension over one multimode fiber
- Compatible with Apple LED Cinema Display
- Support of the latest Mac laptop and desktop computers with Thunderbolt port



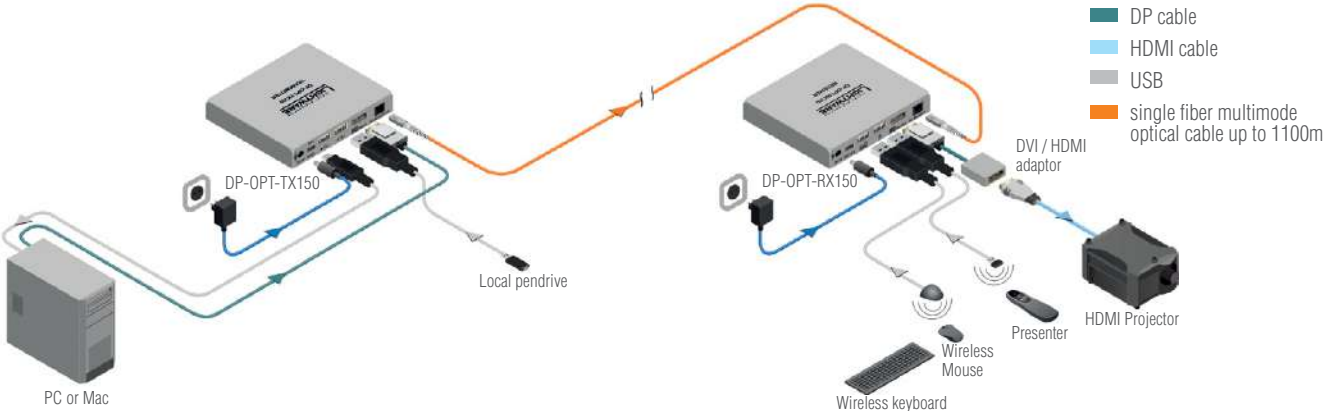
DP-OPT-TX150 rear view



DP-OPT-RX150 rear view



**Standalone Diagram**



**Connector-Sized DVI Extenders with HDCP for Singlemode Fiber**

**DVI-HDCP-OPTS-TX90 and DVI-HDCP-OPTS-RX90**

Part No: 9153 0001 (TX90), 9153 0002 (RX90)



**Connector-Sized DVI Extenders with HDCP for Multimode Fiber**

**DVI-HDCP-OPTM-TX90 and DVI-HDCP-OPTM-RX90**

Part No: 9151 0025 (TX90), 9151 0026 (RX90)



Small form factor Singlemode DVI and HDMI optical extenders provide HDCP compliancy transmitting up to a 10 km distance. Using Single Fiber Technology the DVI signal with HDCP encryption is transmitted over one Singlemode 9/125 fiber. Massive solid metal casing provides excellent cooling and maximum reliability.


**Features:**

- Extends DVI or HDMI signals with Singlemode Fiber Technology
- 1920 x 1200 or 2048 x 1080 maximal resolutions
- Embedded audio  
Supported: uncompressed: PCM, Multichannel PCM  
compressed: DTS, Dolby Digital  
Not supported: Dolby true HD, DTS-HD, DTS-HD Master Audio
- Plug & Play
- Zero frame latency – No delay
- No compression
- EDID transparency
- Pixel Accurate Reclocking
- TX and RX both have Link status LEDs
- Power supply from Micro-B USB cable or DVI source in case
- Power supplied through DVI-D connector for transmitter
- Max fiber cable length of 10 km (using OS1 9/125 Singlemode fiber)
- DVI-D connector sized form factor
- Solid metal housing for professional use
- Recessed (slotted) thumbscrews
- Improved ESD protection
- LC connectors

Small form factor Multi Mode DVI and HDMI optical extenders provide HDCP compliancy transmitting up to a 300 m distance. Using Multimode Fiber Technology the DVI and HDMI signals with HDCP encryption are transmitted over one Multimode 50/125 fiber core. The new, redesigned housing and ports of these units further enhances operation safety and security.

**Features:**

- Extends DVI or HDMI signals with Single Fiber Technology
- 1920 x 1200 or 2048 x 1080 maximal resolutions
- Embedded audio  
Supported: uncompressed: PCM, Multichannel PCM  
compressed: DTS, Dolby Digital  
Not supported: Dolby true HD, DTS-HD, DTS-HD Master Audio
- Plug & Play
- Zero frame latency – No delay
- No compression
- EDID transparency
- Pixel Accurate Reclocking
- TX and RX both have Link status LEDs
- Power supply from Micro-B USB cable or DVI source in case
- Power supplied through DVI-D connector for transmitter
- Max fiber cable length of 300 m (using OM3e type fiber)
- DVI-D connector sized form factor
- Solid metal housing for professional use
- Recessed (slotted) thumbscrews
- Improved ESD protection
- LC connectors




**Fully reinforced housing and connectors!**

Neutrik OpticalCON Breakout Box

BR-NT

Part No: 9159 0008



Features:

- Distributes one Neutrik connector's fiber A and fiber B channels to two Neutrik connectors
- Passive two-way design, can be used for splitting or combining fibers
- 1/4 rack housing, rack-mountable

Passive Optical Splitters

SP2OPT-LC, SP2OPT-NT, SP2OPT-SC, SP2OPT-ST

Part No: 9159 0004 (LC), 9159 0005 (NT), 9159 0006 (SC), 9159 0007 (ST)

SP2OPT distributes one optical signal to two identical outputs. No power supply is required as the devices have no active electrical parts.

Features:

- Splits fiber signal to 2 destinations
- Selectable connectors: Neutrik OpticalCON, -LC, -SC, -ST
- No power required
- 1/4 rack width, metal enclosure
- Mounting options for rack, furniture or truss
- Two identical outputs



SP2OPT-NT



SP2OPT-LC



SP2OPT-SC



SP2OPT-ST

Transmitters	Receivers	Rack and Desk Mount Unit											MX Boards			
		DP-OPT-RX100	DP-OPT-RX150	DVI-OPT-RX110	DVI-HDCP-OPTM-RX90	DVI-HDCP-OPTS-RX90	DVIDL-OPT-RX100	DVI-OPT-RX220-Pro	HDMI-OPT-RX100	HDMI-OPT-RX100R	HDMI-OPT-RX200R	HDMI-3D-OPT-RX150RA	HDMI20-OPTC-RX220-Pro	HDMI20-OPTJ-RX90	MX-HDMI-OPT-IB	MX-DVI-OPT-IB
DP-OPT-TX100	DP															
DP-OPT-TX150		DP K														
DVI-OPT-TX110			D			D	D	D	D	D	D			D	D	
DVI-HDCP-OPTM-TX90				H												
DVI-HDCP-OPTS-TX90					H											
DVIDL-OPT-TX200			D			D	D	D	D	D	D			D	D	
DVI-OPT-TX220-Pro			D			D	D	D	D	D	D			D	D	
HDMI-OPT-TX100			D			D	D	H	H	H	H			H	H	D
HDMI-OPT-TX100R			D			D	D	H	H	H	H			H	H	D
HDMI-OPT-TX200R			D			D	D	H	H	H	H			H	H	D
UMX-OPT-TX150R			D			D	D	H	H	H	H			H	H	D
HDMI-3D-OPT-TX210A			D			D	D	H	H	H	H			H	H	D
HDMI-3D-OPT-TX210RAK			D			D	D	H	H	H	H	K		H	H	D
SW4-OPT-TX240RAK			D			D	D	H	H	H	H	K		H	H	D
HDMI20-OPTC-TX220-Pro												H2 R				
HDMI20-OPTJ-TX90													H2			
MX-HDMI-OPT-OB			D			D	D	H	H	H	H			H	H	D
MX-DVI-OPT-OB			D			D	D	D	D	D	D			D	D	D
MX-DVI-OPT-OB-RCLK			D			D	D	D	D	D	D			D	D	D



Remote power  
No remote power

H HDMI/DVI transmission  
H2 HDMI 2.0  
DP DisplayPort

H HDCP compliant  
D DVI transmission  
D DVI Dual-Link

R RS-232 pass-through  
K USB KVM extension  
- None of the above

# FIBER OPTICAL EXTENSION SYSTEM COMPARISON CHART

		Rack and Desk Mount Units											MX Boards			
		DVI-OPT-TX110	DVI-OPT-TX220-Pro	DVI-HDCP-OPTS-TX90	DVI-HDCP-OPTM-TX90	DVIDL-OPT-TX200	HDMI-OPT-TX100	HDMI-OPT-TX100R	HDMI-OPT-TX200R	UMX-OPT-TX150R	HDMI-3D-OPT-TX210A	HDMI-3D-OPT-TX210RAK	SW4-OPT-TX240RAK	MX-DVI-OPT-OB	MX-DVI-OPT-OB-RCLK	MX-HDMI-OPT-OB
Main Features	HDCP and HDMI 1.3a compliant	x	x	x	x	x	✓	✓	✓	✓	✓	✓	✓	x	x	✓
	Pixel Accurate Reclocking	x	x	x	x	x	✓	✓	✓	✓	✓	✓	✓	x	✓	x
EDID	Advanced EDID Management	x	✓	x	x	✓	✓	✓	✓	✓	✓	✓	x	✓	✓	
Audio	Analog audio embedding	x	x	x	x	x	x	x	x	✓	✓	✓	✓	x	x	x
	S/PDIF audio embedding	x	x	x	x	x	x	x	x	✓	x	x	x	x	x	x
Input Connectors	HDMI input	x	x	x	x	x	✓	✓	✓	✓	✓	✓	n/a	n/a	n/a	
	DVI input	✓	✓	✓	✓	✓	x	x	x	✓	x	x	✓	n/a	n/a	n/a
	DP input	x	x	x	x	x	x	x	x	x	x	x	✓	x	x	x
	VGA input	x	x	x	x	x	x	x	x	✓	x	x	x	x	x	x
	Audio input	x	x	x	x	x	x	x	x	✓	✓	✓	✓	x	x	x
	RS-232	x	x	x	x	x	x	✓	✓	✓	x	✓	✓	n/a	n/a	n/a
Output Connectors	Optical connector	SC	NT,LC	LC	LC	NT,LC	SC	SC	SC	SC	SC	SC	LC,SC,ST	Any	Any	
	Local: buffered DVI/HDMI output	x	✓	x	x	✓	x	x	✓	x	✓	✓	✓	x	x	x
Misc	Software control	x	✓	x	x	x	x	✓	✓	✓	✓	✓	✓	✓	✓	✓
	USB KVM	x	x	x	x	x	x	x	x	✓	x	✓	✓	x	x	x

		Rack and Desk Mount Units										MX Boards	
		DVI-OPT-RX110	DVI-OPT-RX220-Pro	DVI-HDCP-OPTS-RX90	DVI-HDCP-OPTM-RX90	DVIDL-OPT-RX100	HDMI-OPT-RX100	HDMI-OPT-RX100R	HDMI-OPT-RX200R	HDMI-3D-OPT-RX150RA	MX-DVI-OPT-IB	MX-HDMI-OPT-IB	
Main Features	HDCP and HDMI 1.3a compliant	x	x	x	x	x	✓	✓	✓	✓	x	✓	
	TMDS Reclocking	x	✓	x	x	✓	✓	✓	✓	✓	x	x	
	Pixel Accurate Reclocking	x	✓	x	x	x	✓	✓	✓	✓	x	x	
Audio	Analog audio de-embedding	x	x	x	x	x	x	x	x	✓	x	x	
	S/PDIF audio de-embedding	x	x	x	x	x	x	x	x	✓	x	x	
Input	Optical connector	SC	NT, LC	LC	LC	NT, LC	SC	SC	SC	SC	Any	Any	
Output Connectors	HDMI output	x	x	x	x	x	✓	✓	✓	✓	n/a	n/a	
	DVI output	✓	✓	✓	✓	✓	x	x	x	x	n/a	n/a	
	Dual buffered output	x	✓	x	x	x	x	x	✓	x	n/a	n/a	
	Audio output	x	x	x	x	x	x	x	x	✓	x	x	
	RS-232	x	x	x	x	x	x	✓	✓	✓	n/a	n/a	
Misc	Software control	x	✓	x	x	x	x	✓	✓	✓	✓	✓	
	USB-KVM	x	x	x	x	x	x	x	x	✓	x	x	

# Mounting Accessories



## Under-Desk (UD) Mounting Kit Part No: 5240 0275

The UD-kit makes easy to mount a single device on any flat surface (e.g. furniture).

### Compatible products:

- DA2DVI-DL
- DP-OPT-TX100
- DP-OPT-RX100
- DVI-TP-TX200
- DVI-TP-TX300
- DVI-TP-RX100
- DVI-TP-TX200DL
- DVI-TP-RX100DL
- DVI-HDCP-TPS-TX95
- DVI-HDCP-TPS-RX95
- DVI-HDCP-TPS-TX97
- DVI-HDCP-TPS-RX97
- DVI-HDCP-TPS-RX97
- DVI-HDCP-TP-TX50
- DVI-HDCP-TP-TX100R
- DVI-HDCP-TP-RX50
- DVI-HDCP-TP-RX100R
- HDMI-OPT-TX100
- HDMI-OPT-TX100R

Dimensions with rack mounting ears: 131,4 W x 67,6 D x 27,5 H mm  
Dimensions without rack mounting ears: 103,4 W x 67,6 D x 27,5 H mm



- HDMI-OPT-TX200R
- HDMI-OPT-RX100
- HDMI-OPT-RX100R
- HDMI-OPT-RX200R
- HDMI-3D-OPT-RX150RA
- HDMI-TP-TX50
- HDMI-TP-RX50
- HDMI-TP-TX100R
- HDMI-TP-RX100R
- HDMI-TP-TX200R
- HDMI-TP-RX200R
- HDMI-TP-RX100RA
- HDMI-TPS-TX95
- HDMI-TPS-RX95
- HDMI-TPS-TX97
- HDMI-TPS-RX97


## Under-Desk (UD) Mounting Kit Double Part No: 5240 0276

The UD-kit double makes it easy to mount a single device or multiple devices on any flat surface (e.g. furniture).

### Compatible products:

- DA2DVI-DL
- DP-OPT-TX100
- DP-OPT-RX100
- DP-OPT-TX150
- DP-OPT-RX150
- DP-TPS-TX210
- DP-TPS-TX220
- DVI-TP-TX200
- DVI-TP-TX300
- DVI-TP-RX100
- DVI-TP-TX200DL
- DVI-TP-RX100DL
- DVI-HDCP-TP-TX50
- DVI-HDCP-TP-TX100R
- DVI-HDCP-TP-RX50
- DVI-HDCP-TP-RX100R
- DVI-HDCP-TPS-TX210
- DVI-HDCP-TPS-TX220
- DVI-HDCP-TPS-TX95
- DVI-HDCP-TPS-RX95
- DVI-HDCP-TPS-TX97
- DVI-HDCP-TPS-RX97
- HDMI-OPT-TX100
- HDMI-OPT-TX100R

Dimensions with mounting ears: 252 W x 67,6 D x 27,5 H mm  
Dimensions without mounting ears: 224 W x 67,6 D x 27,5 H mm



- HDMI-OPT-TX200R
- HDMI-OPT-RX100
- HDMI-OPT-RX100R
- HDMI-OPT-RX200R
- HDMI-3D-OPT-RX150RA
- HDMI-3D-OPT-TX210A
- HDMI-3D-OPT-TX210RAK
- HDMI-TP-TX50
- HDMI-TP-RX50
- HDMI-TP-TX100R
- HDMI-TP-RX100R
- HDMI-TP-TX200R
- HDMI-TP-RX200R
- HDMI-TP-RX100RA
- HDMI-TPS-TX95
- HDMI-TPS-RX95
- HDMI-TPS-TX97
- HDMI-TPS-RX97
- HDMI-TPS-TX210
- HDMI-TPS-TX220
- HDMI-TPS-RX110AY
- UMX-OPT-TX150R
- UMX-TP-TX100R
- UMX-TPS-TX120
- UMX-TPS-TX130
- UMX-TPS-TX140
- UMX-TPS-TX140-Plus
- UMX-HDMI-140
- UMX-HDMI-140-Plus
- MMX4X2-HT200
- MMX4X2-HDMI
- SW4-TPS-TX240
- SW4-OPT-TX240RAK

## Mounting Bracket Part No: 5240 0274

The mounting bracket makes through-furniture and under-desk mounting easy and allows truss mounting with standards clamps. The bracket can be ordered separately.

### Compatible products:

- DVI-OPT-TX220-Pro
- DVI-OPT-RX220-Pro
- DVI-OPT-TX220-ST-Pro
- DVI-OPT-RX220-ST-Pro



## Mounting Bracket V2 Part No: 5240 0273

### Compatible products:

- MODEX frames
- MMX6x2-HT200
- MMX6x2-HT210
- UBEX-PRO20-HDMI-F100 / F110 / F120

## Rack Cover Part No: 5240 0272 (half) 5240 0271 (quarter)

### Rack shelf false faceplates in 1/4 and 1/2 RU width

Lightware Rack Cover Half is designed for use with Lightware Rack shelf. Rack covers are available in two versions: Quarter with quarter-width enclosure and Half with half rack width enclosure. Both versions provide additional thermal management and complement rack appearance.

Rack cover half dimensions: 221 W x 100 D x 42,2 H mm

Rack cover quarter dimensions: 110 W x 100 D x 42,2 H mm



## Rack Shelf Part No: 5540 1179

1U high rack shelf provides mounting holes for fastening two half-rack or four quarter-rack sized units. Pocket sized devices can also be fastened on the self.

### Compatible products:

- |                        |                      |                        |                      |
|------------------------|----------------------|------------------------|----------------------|
| ▪ DA2DVI-DL            | ▪ DVI-TP-RX100       | ▪ HDMI-OPT-RX100R      | ▪ HDMI-TPS-TX220     |
| ▪ DA2DVI-HDCP-Pro      | ▪ DVI-TP-TX200DL     | ▪ HDMI-OPT-RX200R      | ▪ HDMI-TPS-RX110AY   |
| ▪ DA4-3GSDI            | ▪ DVI-TP-RX100DL     | ▪ HDMI-3D-OPT-RX150RA  | ▪ MMX4X2-HT200       |
| ▪ DP-OPT-TX100         | ▪ DVI-HDCP-TP-TX50   | ▪ HDMI-3D-OPT-TX210A   | ▪ MMX4X2-HDMI        |
| ▪ DP-OPT-RX100         | ▪ DVI-HDCP-TP-TX100R | ▪ HDMI-3D-OPT-TX210RAK | ▪ UMX-OPT-TX150R     |
| ▪ DP-OPT-TX150         | ▪ DVI-HDCP-TP-RX50   | ▪ HDMI-TP-TX50         | ▪ UMX-TP-TX100R      |
| ▪ DP-OPT-RX150         | ▪ DVI-HDCP-TP-RX100R | ▪ HDMI-TP-RX50         | ▪ UMX-TPS-TX120      |
| ▪ DP-TPS-TX210         | ▪ DVI-HDCP-TPS-TX95  | ▪ HDMI-TP-TX100R       | ▪ UMX-TPS-TX130      |
| ▪ DP-TPS-TX220         | ▪ DVI-HDCP-TPS-RX95  | ▪ HDMI-TP-RX100R       | ▪ UMX-TPS-TX140      |
| ▪ DVI-HDCP-TPS-TX210   | ▪ DVI-HDCP-TPS-TX97  | ▪ HDMI-TP-TX200R       | ▪ UMX-TPS-TX140-Plus |
| ▪ DVI-HDCP-TPS-TX220   | ▪ DVI-HDCP-TPS-RX97  | ▪ HDMI-TP-RX200R       | ▪ UMX-HDMI-140       |
| ▪ DVI-OPT-TX220-Pro    | ▪ DVIDL-OPT-TX200    | ▪ HDMI-TP-RX100RA      | ▪ UMX-HDMI-140-Plus  |
| ▪ DVI-OPT-RX220-Pro    | ▪ DVIDL-OPT-RX100    | ▪ HDMI-TPS-TX95        | ▪ SW4-TPS-TX240      |
| ▪ DVI-OPT-TX220-ST-Pro | ▪ HDMI-OPT-TX100     | ▪ HDMI-TPS-RX95        | ▪ SW4-OPT-TX240RAK   |
| ▪ DVI-OPT-RX220-ST-Pro | ▪ HDMI-OPT-TX100R    | ▪ HDMI-TPS-TX97        |                      |
| ▪ DVI-TP-TX200         | ▪ HDMI-OPT-TX200R    | ▪ HDMI-TPS-RX97        |                      |
| ▪ DVI-TP-TX300         | ▪ HDMI-OPT-RX100     | ▪ HDMI-TPS-TX210       |                      |

Dimensions with rack mounting ears: 482,6 W x 180 D x 44,25 H mm

Dimensions without rack mounting ears: 445 W x 180 D x 44,25 H mm



# Power Supply and Accessories

## Rack-Mountable Power Supply Units (PSU)

### **PSU2x10-200-12V, PSU2x10-200-5V, PSU2x20-400-12V, PSU2x20-400-5V**

Part No: 9134 0024;

9134 0023;

9134 0022;

9134 0021



These products have redesigned 2019 hardware featuring the same technical specifications as the previous models.

Power supply is the heart of all electrical devices, the core of any secure and reliable system.

Lightware provides four types of multiple output power supplies. All of them accept 115-230V AC, 47-63Hz housed in a 1U metal rack enclosure for durability and easier mounting. 5V and 12V DC output versions are available with either 10 or 20 separate output connectors, each version is cooled by two fans integrated on the left side of the housing.

These PSUs are designed to power 10 to 20 Lightware products: TP, TPS and OPT extenders, distribution amplifiers and the EDID Manager V4 with 100.000 hours MTBF value. Several protections are built-in against short circuit, overload, over-voltage, and overheating to enhance reliability.

#### Features:

- Direct 1U rack mount
- Universal full range AC input
- Available with 5V or 12V power outputs
- Available with 10 or 20 output connectors
- 100.000 hours MTBF
- Two cooling fans integrated
- Built-in active PFC function
- High efficiency up to 90% (typical)
- Protections: Short circuit / Overload / Over voltage / Over temperature
- 3 years warranty

#### Available Cable Types and Compatible Products:

#### **CAB-5V-U16U**

##### Compatible Products:

- EDID Manager V4
- DVISL-Extender
- DVIDL-Extender
- HDMI-Extender
- DA2DVI-HDCP-Pro
- DA2DVI-DL
- DA2HDMI 4K-Plus-A
- DA2HDMI 4K-Plus
- DP-OPT-RX100
- DP-OPT-TX100
- DVIDL-OPT-RX100
- DVIDL-OPT-TX200
- HDMI-OPT-RX100
- HDMI-OPT-TX100
- HDMI-OPT-RX100R
- HDMI-OPT-TX100R
- HDMI-OPT-RX200R
- HDMI-OPT-TX200R
- HDMI-3D-OPT-TX210A
- HDMI-3D-OPT-TX210RAK
- HDMI 4K Manager
- HDMI-4K De-embedder
- UMX-OPT-TX150R
- DVI-TP-RX100
- DVI-TP-RX100DL
- DVI-TP-TX200
- DVI-TP-TX200DL
- DVI-TP-TX300
- SW4-OPT-TX240RAK
- Remote control panels

#### **CAB-5V-U16S**

##### Compatible Products:

- DVI-OPT-RX110
- DVI-OPT-TX110
- DP-OPT-RX150
- DP-OPT-TX150

#### **CAB-5V-U16M**

##### Compatible Products:

- DVI-HDCP-OPTS-RX90
- DVI-HDCP-OPTS-TX90
- DVI-HDCP-OPTM-RX90
- DVI-HDCP-OPTM-TX90

#### **CAB-12V-U16U**

##### Compatible Products:

- BR-TP-COM
- DP-TPS-TX210
- DP-TPS-TX220
- HDMI-TPS-RX95
- HDMI-TPS-TX95
- HDMI-TPS-TX210
- HDMI-TPS-TX220
- HDMI-TPS-TX97
- HDMI-TPS-RX97
- HDMI-TPS-RX110AY
- DVI-HDCP-TPS-TX210
- DVI-HDCP-TPS-TX210
- DVI-HDCP-TP-RX100R
- DVI-HDCP-TP-RX50
- DVI-HDCP-TP-TX100R
- DVI-HDCP-TP-TX50
- DVI-HDCP-TPS-TX97
- DVI-HDCP-TPS-RX97
- HDMI-TP-RX100R
- HDMI-TP-RX100RA
- HDMI-TP-RX200R
- HDMI-TP-RX50
- HDMI-TP-TX100R
- HDMI-TP-TX200R
- HDMI-TP-TX50
- UMX-TP-TX100R
- MMX4x2-HT200
- MMX4x2-HDMI
- SW4-TPS-TX240



## ACCESSORIES COMPATIBILITY TABLE

Lightware developed several accessories to support mounting in various environments. This compatibility table shows a summary on product compliance with the mounting accessories.

	Product name	Rack shelf	UD-kit double	UD-kit	Mounting bracket
	DA4-3GSDI	✓(4)	✗	✗	✗
	DA2DVI-HDCP-Pro	✓(4)	✗	✗	✗
	DA2DVI-DL	✓(4)	✓(2)	✓(1)	✗
Twisted pair extenders for DVI signal	DVI-TP-TX200	✓(4)	✓(2)	✓(1)	✗
	DVI-TP-TX200DL	✓(4)	✓(2)	✓(1)	✗
	DVI-TP-TX300	✓(4)	✓(2)	✓(1)	✗
	DVI-TP-RX100	✓(4)	✓(2)	✓(1)	✗
	DVI-TP-RX100DL	✓(4)	✓(2)	✓(1)	✗
Twisted pair extenders for HDMI signal	DVI-HDCP-TP-TX50	✓(4)	✓(2)	✓(1)	✗
	DVI-HDCP-TP-TX100R	✓(4)	✓(2)	✓(1)	✗
	DVI-HDCP-TP-RX50	✓(4)	✓(2)	✓(1)	✗
	DVI-HDCP-TP-RX100R	✓(4)	✓(2)	✓(1)	✗
	HDMI-TP-TX50	✓(4)	✓(2)	✓(1)	✗
	HDMI-TP-TX100R	✓(4)	✓(2)	✓(1)	✗
	HDMI-TP-TX200R	✓(4)	✓(2)	✓(1)	✗
	HDMI-TP-RX50	✓(4)	✓(2)	✓(1)	✗
	HDMI-TP-RX100R	✓(4)	✓(2)	(1)	✗
	HDMI-TP-RX100RA	✓(4)	✓(2)	✓(1)	✗
HDMI-TP-RX200R	✓(4)	✓(2)	✓(1)	✗	
Twisted pair extenders for universal signal	UMX-TP-TX100R	✓(2)	✓(1)	✗	✗
TPS extenders for DP signal	DP-TPS-TX210	✓(2)	✓(1)	✗	✗
	DP-TPS-TX220	✓(2)	✓(1)	✗	✗
TPS extenders for DVI signal	DVI-HDCP-TPS-TX97	✓(4)	✓(2)	✓(1)	✗
	DVI-HDCP-TPS-TX97	✓(4)	✓(2)	✓(1)	✗
	DVI-HDCP-TPS-TX95	✓(4)	✓(2)	✓(1)	✗
	DVI-HDCP-TPS-RX95	✓(4)	✓(2)	✓(1)	✗
	DVI-HDCP-TPS-TX210	✓(2)	✓(1)	✗	✗
	DVI-HDCP-TPS-TX220	✓(2)	✓(2)	✗	✗
TPS extenders for HDMI signal	HDMI-TPS-TX97	✓(4)	✓(2)	✓(1)	✗
	HDMI-TPS-RX97	✓(4)	✓(2)	✓(1)	✗
	HDMI-TPS-TX95	✓(4)	✓(2)	✓(1)	✗
	HDMI-TPS-RX95	✓(4)	✓(2)	✓(1)	✗
	HDMI-TPS-TX210	✓(2)	✓(1)	✗	✗
	HDMI-TPS-TX220	✓(2)	✓(1)	✗	✗
	UMX-TPS-TX120	✓(2)	✓(1)	✗	✗
	UMX-TPS-TX130	✓(2)	✓(1)	✗	✗
	UMX-TPS-TX140	✓(2)	✓(1)	✗	✗
SW4-TPS-TX240	✓(2)	✓(1)	✗	✗	
Optical extenders for DVI signal	DVI-OPT-TX110	✗	✗	✗	✗
	DVI-OPT-TX220-Pro	✓(2)	✗	✗	✓(1)
	DVI-OPT-TX220-ST-Pro	✓(2)	✗	✗	✓(1)
	DVI-OPT-RX110	✗	✗	✗	✗
	DVI-OPT-RX220-Pro	✓(2)	✗	✗	✓(1)
	DVI-OPT-RX220-ST-Pro	✓(2)	✗	✗	✓(1)
	DVI-HDCP-OPTS-TX90	✗	✗	✗	✗
	DVI-HDCP-OPTS-RX90	✗	✗	✗	✗
	DVI-HDCP-OPTM-TX90	✗	✗	✗	✗
	DVI-HDCP-OPTM-RX90	✗	✗	✗	✗
	DVIDL-OPT-TX200	✓(4)	✗	✗	✗
	DVIDL-OPT-RX100	✓(4)	✗	✗	✗
	Optical extenders for HDMI signal	HDMI-OPT-TX100	✓(4)	✓(2)	✓(1)
HDMI-OPT-TX100R		✓(4)	✓(2)	✓(1)	✗
HDMI-OPT-TX200R		✓(4)	✓(2)	✓(1)	✗
HDMI-OPT-RX100		✓(4)	✓(2)	✓(1)	✗
HDMI-OPT-RX100R		✓(4)	✓(2)	✓(1)	✗
HDMI-OPT-RX200R		✓(4)	✓(2)	✓(1)	✗
HDMI-3D-OPT-RX150RA		✓(4)	✓(2)	✓(1)	✗
Optical extenders for universal signal	UMX-OPT-TX150R	✓(2)	✓(1)	✗	✗
Optical extenders for DP signal	DP-OPT-TX100	✓(4)	✓(2)	✓(1)	✗
	DP-OPT-RX100	✓(4)	✓(2)	✓(1)	✗
	DP-OPT-TX150	✓(4)	✓(2)	✗	✗
	DP-OPT-RX150	✓(4)	✓(2)	✗	✗


The number after the ✓ sign shows the number of products that can be mounted by the accessory simultaneously. Please note that Lightware's standalone matrix switchers, modular digital matrix frames and remote control panels are delivered with their own rack mounting ears. Interfaces and wallplate extenders are not compatible with any of the accessories listed above.

**Rack-mountable PowerTray for up to 16x HDMI20-OPTJ-TX/RX90 Optical Extenders**

**new!**

**OPTJ Power Tray NTD, OPTJ Power Tray NTQ, OPTJ Power Tray SC**

Part No: 9134 0019 (NTD), 9134 0020 (NTQ), 9134 0018 (SC)



**NTD**

**NTQ**

**SC**

The PowerTray is a 1RU size housing accessory which can enclose up to 16 HDMI20-OPTJ-TX/RX90 units, also providing power source for every installed device. The optical fibers are connected to the four Neutrik OpticalCON Quad or SC connectors, each carrying four signal fibers from four of the extenders. There is also a Neutrik OpticalCON Duo product version available, with two fibers connected to each of the four connectors, but while the SC and the Quad versions can house up to 16 devices, this version can accommodate maximum 8 extenders. The HDMI tail cables of the extenders are accessible directly at the back of the PowerTray.

**Features**

- 1RU size mounting
- Universal full range AC input with standard C14 socket
- Protections: Short circuit / Overload
- 3 years warranty
- The extender units can be freely added or removed by users, TX and RX units can mix in any combination in the tray
- 4x Neutrik OpticalCON Quad OR 8x SC Duplex OR 4x opticalCON Duo connectors
- Noiseless passive cooling
- Status LED lights on the units are mirrored to the front panel of power tray
- +1 status LED for 5V DC power feedback
- Powering USB port protection: in case a USB port fails the rest of the units keep on working
- Uniquely designed optical and USB cable management
- Optical cables within the power tray are numbered for easy identification and installation

Combine an **MX2-8x8-HDMI20-Audio-L** matrix with a fully populated rack tray to create a **Full 4K HDMI 2.0 optical matrix**.



**+16x**

HDMI 2.0 optical matrix assembly: by connecting the HDMI connectors outputs of the fully populated PowerTray with the input and output ports of an MX2-8x8-HDMI20-Audio-L matrix a HDMI 2.0 optical matrix system can be created with Full 4K UHD at 60 Hz 4:4:4 maximum resolution.



Powered Rackmount Cage for 16 extenders **new!**

**PRC-16-205**

Part No: 9134 0017



VINX-120-HDMI-ENC

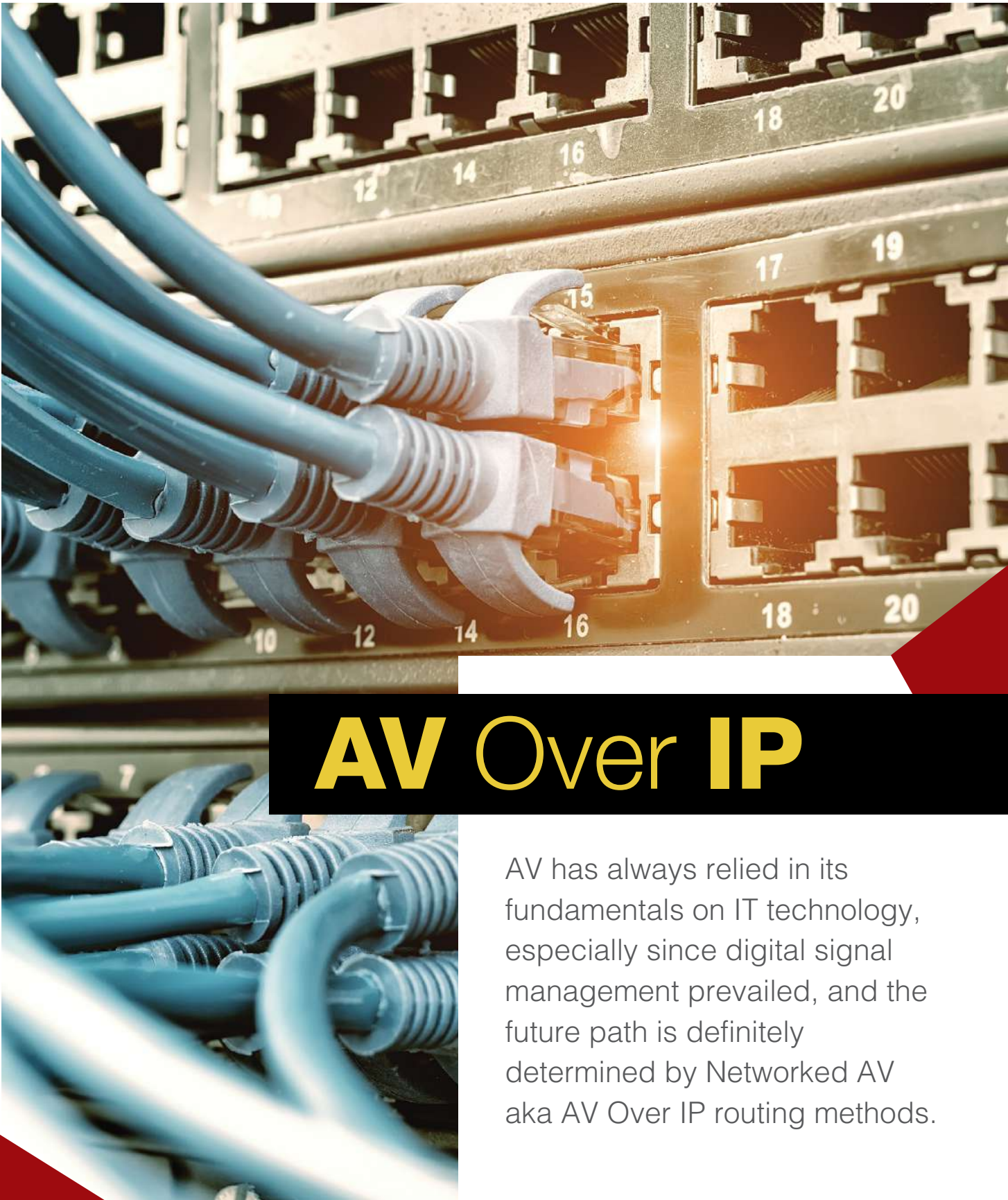


VINX-110-HDMI-DEC

PRC-16-205 is a rack mount cage accessory enclosing up to 16x VINX-120-HDMI-ENC or VINX-110-HDMI-DEC and other, similar size devices in any combination, also providing power source for every installed device. Reliable, safe and secure operation is assured by numerous built-in protections against short circuits and overloads.

**Features**

- 3RU size rack mount cage
- Universal full range AC input with a standard C14 socket
- Protections: Short circuit and Overload
- Users can easily install and remove VINX devices and mix encoders and decoders in any combination
- VINX units can also be installed in the PRC-16-205 reversed
- Silent front to rear cooling system with temperature control
- Powering port protection: in case a power port fails, the rest of the installed VINX units keep on working
- Powered Rack Cage with built-in power supply for 16 extenders
- Makes installation easy and clean for 16 small extenders in rack
- Multiple mounting options to suit different rack cabling layouts
- Reliable cable management with supplied cable guide rails
- 3 years warranty



# AV Over IP

AV has always relied in its fundamentals on IT technology, especially since digital signal management prevailed, and the future path is definitely determined by Networked AV aka AV Over IP routing methods.

# UBEX-PRO20-HDMI-F100 / F110 / F120

UBEX is a fiber-optical, scaling AV-Over-IP system which allows uncompressed 4K UHD@60Hz 4:4:4 signal extension with latency-free multistreaming, designed to use in a 10G Ethernet network. UBEX operates with zero frame latency, provides seamless switching and lossless reproduction of source signals of up to 4K60Hz 4:4:4, without artifacts.


Uncompressed 4K60Hz 4:4:4 data transmission, or visually lossless compression at higher data rates. It has standard, 10 Gbps SFP+ optical modules installed, which are field-exchangeable by the user.

UBEX can transfer two video signals over a single 10G link with minimal compression, which requires half the router size compared to the needs of similar, 10G IP based architectures. With a 20G configuration, UBEX can transfer 4K@60Hz 4:4:4 over two links uncompressed.

## AV OVER IP MULTIMEDIA SYSTEM

The maximum reachable distance is ranging between 400 m and 80 km, depending on the type of singlemode or multimode SFP+ optical modules installed in the device.

The UBEX design also favors dual-screen applications as a single UBEX device can handle 2x HDMI 2.0 video ports. The UBEX F110 model features balanced audio ports and RS-232 and IR control ports, while the top model UBEX F120 also features USB KVM.



Uncompressed  
4K UHD@60Hz 4:4:4



Frame Detector  
(Input signal analysis)



Pixel Accurate  
Reclocking



Multilayer Signal Routing



Instantaneous Switching  
without Signal Latency



Advanced EDID  
Management



USB HID (KVM)



Reliability and Redundancy



4K Scaling

The UBEX system offers a great variety of operation and usage modes, providing a future-proof, easily extendable and scalable system.

## EXTENDER MODE

In extender mode, two UBEX devices can operate as conventional, high-quality, HDMI 2.0 compatible optical extenders, without applying signal compression and encoding. There are no separate transmitter and receiver UBEX units, the desired operation direction can be selected at boot.

## TRANSCIEIVER MODE

UBEX is also capable of transceiver mode, a single unit receiving and transmitting signals simultaneously, this mode can also be selected at boot. One Full 4k video stream can be transmitted while another Full 4k video stream can be received on the same 20G Ethernet link. In a point-to-point extension application, transceiver mode provides a bi-directional video extension. In a virtual matrix configuration (see below) transceiver mode allows a matrix system to reduce the needed number of 10G Ethernet switch ports, as one port can be used as input and output video simultaneously.


## VIDEOWALL SUPPORT MODE

UBEX units in receiver mode can be configured to make a videowall with several layouts. The UBEX videowall wizard helps build a videowall configuration in a couple of minutes.

## MATRIX MODE

UBEX units can connect to create a complex network, and with the help of a UBEX-MMU-X200 Matrix Management Unit (MMU) it is possible to create a virtual matrix with UBEX units as input and output endpoints, and where a central Ethernet switch acts as crosspoint. Such a virtual matrix can be also extremely asymmetrical, as e.g. it could have only a few (or one) devices on the input side, while an almost unlimited number of output end units.



A background image of a modern control room with multiple computer workstations, each with multiple monitors displaying various data and maps. The room is dimly lit, with the primary light source being the screens. The overall atmosphere is professional and high-tech.

**UBEX has outstanding built-in features and services providing an unparalleled versatility fitting numerous applications.**

## **UNIQUE ADVANTAGES**

### **BROADCAST QUALITY SCALING BASED ON OMNITEK TECHNOLOGY**

The Omnitek Scalable Video Processor within UBEX is a highly configurable set of IP blocks and optional features that together provide a powerful range of tools for multi-video format conversion and image enhancement for a number of ultra-high quality video formats. This scaling technology provides clean, upscaled images when integrating legacy sources with 4K displays, or produces faithful rendering details and integrity of a source when downscaling 4K content to HD displays, with unparalleled processing and clarity.

### **ULTRA LOW LATENCY**

The detectable latency in all configuration modes is sub-frame, consisting of a few lines within a single frame. This is especially remarkable in case of AV-Over-IP, as latency remains so little even is compression is applied to the transferred signal. Of course the smallest latency is achieved when UBEX works without signal compression, which is the default mode of operation in 10G Ethernet networks. To further improve the accuracy and timing of signals, a special, source-locked mode feature has also been developed for UBEX, serving both extender and matrix mode operations.

### **MULTISTREAMING**

The UBEX system is capable of transferring two video signals over a single fiber within the given bandwidth, for instance it is possible to forward two independent Full HD video signals over a single optical line, without compression.

### **FRONT PANEL ADJUSTMENTS**

It is a great help for people in the field that most of the important settings like EDID can be altered in UBEX without connecting a computer, just by using the front panel jog-dial button and the color LCD screen. For setting further properties and fine-tuning your installation a built-in solid color generator is also provided with selectable resolution to display on the sink.

### **SEAMLESS SWITCHING**

UBEX offers true seamless switching between inputs, avoiding glitches which would otherwise be seen when switching between sources.

### **FRAME DETECTOR**

This technology inside UBEX provides information about the pixel count, frequencies and also about the measured pixel clock of the full and the actual frame.

The UBEX series provides uncompressed 10G IP switching technology in a rugged chassis, a high-end choice for numerous applications in dynamic environments. UBEX has professional, standard SFP+ field connectors, which can be changed by the user to match the requirements of an actual project.

## CONFIGURATION MODES

Using the combination of devices working in transmitter, receiver and transceiver modes, UBEX can perform and improve any function of all traditional AV product classes: extender, splitter, switcher and matrix.

### SPLITTER

Using one transmitter and a 10G Ethernet switch, A/V signals can be distributed fast and error-free to a virtually limitless number of receivers and sinks.

### EXTENDER

In a point-to-point configuration, UBEX can operate without a central switch. Distribute full 4K@60 4:4:4 resolution signals with 1G Ethernet, audio and control signals over IP.

### SWITCHER

A single UBEX in receiver mode connected to a 10G Ethernet switch can distribute a huge number of sources to a single screen, where the number of sources is only limited by the number of ports on the Ethernet switch.

### MATRIX

By combining UBEX units and a central Ethernet switch a completely scalable matrix system can be created, which can be fully managed by the Matrix Management Unit connected to the same switch. Route video, audio, KVM and control signals from any source to any endpoint.





# FEATURE APPLICATIONS



The UBEX series provides the greatest flexibility in a single device, adjustable to be always the right tool for an actual job: from point-to-point extension over an optical network to multi-zone matrix switching: you can be definite that UBEX can handle any task with ease. However, there are some unique UBEX features that make the device especially fitting to the needs of special application areas.

UBEX can operate as a traditional, point-to-point extender pair and transfer signals natively without compression, and can also connect to an Ethernet network, a unique feature most competition products lack. Therefore it can be an excellent choice for rental companies who can easily use both modes of operation as the actual project requires. It is also a rental specific feature that UBEX always remembers the last used setting configuration, so in case of a momentary lapse of electricity it can continue operation where it was left off automatically, as the last used configuration is re-loaded from memory. UBEX features SFP+ modules, which can be swapped to another type of SFP+ modules by the user, by simply removing one and sliding the other into the connector slot. Depending on the SFP+ module and the optical cable used, UBEX can transmit signals to a range between 400 m and 80 km. The on-scene technician can select and install the best fitting SFP+ module for ad hoc installations and perform the change in seconds.

## RENTAL AND STAGING

Designing and installing AV equipment on a yacht is a sensitive process. The installed system has to fulfill customer demands and possibly exceed them, it has to be versatile and easily integrable with third party systems, devices and networks. Based upon our previous experience gained in marine AV installations, UBEX was designed to have optimal product properties and features for this purpose. It is particularly well applicable to yacht-like environments, and being an Ethernet-based system, it can cooperate glitch-free with any standard, central Ethernet switch.

## MARINE INSTALLATIONS



## BUSINESS OFFICE CENTERS

When corporate organizations move into existing office buildings they need solutions to design, install and integrate AV technology into their conference rooms, boardrooms and other spaces to create efficient ways for company communications in the existing building setting. AN UBEX-based virtual matrix can be created by integrating into an already existing 10 Gbit Ethernet network, where the role of crosspoint will be taken by a standard Ethernet switch. Such a virtual matrix can be extremely asymmetric with any number of input and output endpoints. The UBEX system is flexible and expandable so it is an excellent choice conforming both existing and newly developed office environments, also taking care of the transfer of audio, control and KVM signals.

UBEX is designed to be able to operate conforming data diode network (often also referred to as a unidirectional network) requirements, where data must travel only in one direction to guarantee information safety and security. These networks are common in high security environments including defense, electric power generation facilities, nuclear power stations and similar high security installations. Typically in these configurations two or more networks are connected with changing security classifications. The hardware construction of unidirectional networks only allows data to pass from one side (low side) of a network connection to another (high side), and never the other way around.



## SAFETY-CRITICAL SYSTEMS

Visualization of data or concepts in 3D, in order to expose meaning, increase understanding and help, or to actively contribute to designing in engineering all need low latency, high detail visual imaging. Designing an architectural space that needs to be experienced before being built, or sometimes even a mere concept can also be better shared visually, employing virtual and augmented reality and stereographic 3D. The speed, the color accuracy and the low latency video transfer provided by UBEX are key to 3D visualization that can greatly contribute to a wide variety of projects including 2D/3D/4D image analysis, scientific research visualization, 3D animation, 3D object scanning and also macro-photography and video. An UBEX-based medical visualization system can help examine human anatomy and reconstruct it in a real-time 3D environment for use in surgeries, medical education, simulations and trainings.



## 3D VISUALIZATIONS

## Features

- 4K UHD @ 60Hz 4:4:4 Scaler
- Multistreaming technology (multiple video transmission on a single optical link)
- Video Over IP OR Point-to-Point operation modes: UBEX can also work as a conventional extender, no Ethernet switch is required for simple extension
- Versatile operation modes: dual channel 4K transmitter or receiver or transceiver mode: sending and receiving signals simultaneously
- Operation modes can be changed by rebooting and selecting the desired mode
- Field replaceable SFP+ modules: up to Singlemode (SM) 80 km or Multimode (MM) 400 Meters
- Advanced EDID Management
- 10 Gbps on one (or two) fibers OR 20 Gbps on two (or four) fibers
- Virtual Matrix mode with UBEX units connected to a central Ethernet switch serving as crosspoint, supervised and controlled by a UBEX MMU-X200 Matrix Management Unit
- Front panel jog dial push button and color display
- Front panel feedback LEDs
- Internal power supply and front-to-back cooling air trail
- Source Locked - Low Latency Mode: receivers can be set to source-locked mode when the video transmission latency is very low

## UBEX-PRO20HDMI-F110

- Balanced stereo audio connectors
- Optional control speed connectors (RS-232, IR)

## UBEX-PRO20HDMI-F120

- USB HID (KVM)
- Balanced stereo audio connectors
- Optional control speed connectors (RS-232, IR)

## UBEX-PRO20-HDMI-F100

new!



## UBEX-PRO20-HDMI-F110

coming soon!

Call sales for availability ☎



## UBEX-PRO20-HDMI-F120

coming soon!

Call sales for availability ☎



UBEX Comperation Chart:

	UBEX-PRO20-HDMI-F100	UBEX-PRO20-HDMI-F110	UBEX-PRO20-HDMI-F120	
HW features	Link	20G	20G	20G
	Optical	✓	✓	✓
	Type of videos	HDMI 2.0	HDMI 2.0	HDMI 2.0
	Nr. of video inputs	2	2	2
	Nr. of video outputs	2	2	2
	USB HID (KVM)	x	x	✓
	Balanced stereo analog audio I/O ports	x	✓	✓
	IR I/O and RS.232 control ports	x	✓	✓
	1 Gbps Ethernet	✓	✓	✓
	Nr. of fibers (W/STANDARD SFP+)	4	4	4
Nr. of fibers (W/BIDI SFP+)	2	2	2	
SW features	4K scaling	✓	✓	✓
	Framerate conversion	✓	✓	✓
	4K UHD @ 60Hz 4:4:4	✓	✓	✓
	30 bit deep color support	✓	✓	✓
	Audio embedding and de-embedding	✓	✓	✓
	Advanced edid management	✓	✓	✓
	HDCP 2.2 compliant	✓	✓	✓
	Seamless switching	✓	✓	✓

UBEX Matrix Management Unit **new!**  
**UBEX-MMU-X200**



UBEX-MMU-X200 is a Matrix Management Unit (MMU) for the UBEX AV Over IP optical extender product line. With a standard non-blocking 100G Ethernet switch installed as crosspoint, a virtual matrix can be created with UBEX devices connected to the IP network as input and output endpoints. The virtual matrix established requires to be managed and controlled by the MMU also connected to the Ethernet switch.

The MMU builds and constantly updates a database of the UBEX endpoints connected, displaying a traditional crosspoint view of the virtual matrix in the Lightware Device Controller (LDC) software or the built-in web, also displaying connected, but inactive units.

Users connect and communicate directly with the MMU in matrix mode, and MMU connects to and relays communication to the endpoint UBEX units.

The MMU displays information about endpoints and the overall virtual AV network, backup and restore functions are also provided to save and load the configuration.

The MMU also manages the firmware upgrades of the connected

endpoint UBEX devices, it is possible to initiate and update of the firmware on all UBEX units present in the network. Based on the communication with the UBEX endpoints, the MMU manages and supervises bandwidth use efficiency.

The MMU also serves as an interface for third party control systems and includes Lightware's proprietary Advanced EDID Management technology.

This device has standard one RU size and can be installed in a rack with the help of the rack ears. UBEX-MMU-X200 has an internal power source running on standard 110/220V connected via a standard IEC port to mains.

**Features**

- Easy access front panel Ethernet and USB ports for device control
- Rear panel RS-232 and Ethernet ports for third party control input
- UBEX network connection: RJ45 1 Gbps Ethernet port or 1 Gbps SFP link module
- Jog-dial push button and color display
- Advanced EDID Management
- IEC standard, 110/220V power inlet port
- Standard, 1 RU size to be installed on rack with supplied rack ears

# VINX Video Wall Wizard:

Install a Video Wall Faster Than Ever

PC

VINX-120-HDMI-ENC

16-port L2 Switch

VINX-110-HDMI-DEC

1 2 3  
4 5 6  
7 8 9

Video Wall

**ENCODER**

POWER MODE VIDEO

HDMI (LOCAL OUT)

VIDEO STREAM ID ON DIP 1 2 3 4 8-4-2-1

LINK ACT. 1GbELAN (AV OUT)

**DECODER**

DC IN 5V 3A

RS-232

USB

HDMI INPUT

IR OUT

**VINX**  
VIDEO NETWORK EXTENDER

## AV Over IP Scaling Multimedia Extender with USB KVM, RS-232 and IR

### VINX-120-HDMI-ENC and VINX-110-HDMI-DEC

Part No: 91810002 (ENC), 91810003 (DEC)



VINX-120-HDMI-ENC



VINX-110-HDMI-DEC

VINX-120-HDMI-ENC and VINX-110-HDMI-DEC are LAN based multimedia extender devices transferring HDMI video between endpoints. The VINX encoder and decoder devices connect either via a direct CATx cable connection, or through a Gigabit Ethernet switch in between. The maximum delivery distance can reach to up to 100 m (if connected directly) with minimal latency and employing a quality, proprietary wavelet transform based image compression.

The maximum supported resolution is 3840 x 2160 @ 30Hz with 7.1 audio.

VINX devices support both static and dynamic (DHCP) IP address settings. 100 factory EDID presets and five user EDIDs are stored in the encoder. These units feature embedded web for control.

Front panel DIP switches serve quick manual setting for pairing maximum 15 encoder devices to decoders over the network, a quick and easy installation advantage for digital signage applications. More than 15 units can be paired by software configuration via embedded web page or external controller.

Gap and bezel compensation can be adjusted for video walls. Scaling is available on the decoder side and videos can be freely cropped. With the help of the VINX Video Wall Wizard, the installation of a video wall can be reduced to one tenth of the usual time needed when using similar, third party products.

### Feature

- 3840 x 2160 @ 30Hz resolution over a 1 Gigabit network with very low latency
- Audio supports LPCM and Dolby Digital /Dolby Digital Plus/ DTS/ Dolby TrueHD/DTS-HD bit stream
- HDCP compliant
- Local HDMI port for monitoring on the Encoder
- Variable maximum bit rate (10 Mbps ~ 800 Mbps)
- USB KVM and USB 2.0
- LED feedbacks, DIP switches and physical buttons for quick and easy setup and operation
- Embedded web control, direct and networked control via PC
- The device can be controlled via Lightware's proprietary LW3 protocol commands
- Gap and bezel compensation for video wall applications, cropping adjustment capability
- Output video signal scaling to adjust to sink properties

AV Over IP Scaling Multimedia Extender with USB KVM, PoE, RS-232 and IR  
**VINX-120AP-HDMI-ENC, VINX-210AP-HDMI-ENC and VINX-110AP-HDMI-DEC**

coming soon!

Call sales for availability



VINX-110AP-HDMI-DEC

- VINX decoder with analog audio output and PoE remote powering
- The unit can be powered over the CATx cable with PoE from the Ethernet switch
- Analog audio de-embedding



VINX-120AP-HDMI-ENC

- VINX encoder with analog audio and PoE remote powering
- The unit can be powered over the CATx cable with PoE from the Ethernet switch
- Local HDMI output port for monitoring



VINX-210AP-HDMI-ENC

- VINX encoder with HDMI, VGA and analog audio input and PoE remote powering
- The unit can be powered over the CATx cable with PoE from the Ethernet switch
- Autoselect video source or manual selection

Features

- 3840 x 2160 @ 30Hz resolution over a 1 Gigabit network with very low latency
- Audio supports LPCM and Dolby Digital /Dolby Digital Plus/ DTS/ Dolby TrueHD/DTS-HD bit stream
- HDCP compliant
- Local HDMI port for monitoring in the Encoder
- Variable maximum bit rate (10 Mbps ~ 800 Mbps)
- USB KVM and USB 2.0
- LED feedbacks, DIP switches and physical buttons for quick and easy setup and operation
- Embedded web control, direct and networked control via PC
- The device can be controlled via Lightware's proprietary LW3 protocol commands
- Gap and bezel compensation for video wall applications, cropping adjustment capability
- Output video signal scaling to adjust to sink properties
- Return audio support in unicast mode

Overview of VINX Encoder Comparison

	VINX-120-HDMI-ENC	VINX-120AP-HDMI-ENC	VINX-210AP-HDMI-ENC
HDMI input	✓	✓	✓
VGA input	✗	✗	✓
HDMI local output	✓	✓	✗
Analog audio input	✗	✓	✓
Power	only local DC 5V	local DC or PoE	local DC or PoE

Overview of VINX Decoder Comparison

	VINX-110-HDMI-DEC	VINX-110AP-HDMI-DEC
HDMI output	✓	✓
Analog audio output	✗	✓
Power	only local DC 5V	local DC or PoE

# The World's Greatest HDBT™ Matrix



160x160 Multilayer Switching | Power over Ethernet (PoE) | Audio Embedding/De-embedding

**25G HYBRID**  
signal management

visual engineering  
**LIGHTWARE**  
lightware.com



# 25G HYBRID

signal management

**VIDEO HAS NEVER TRAVELLED SO FAST**



## 25G Hybrid by Lightware: Complex Signal Management at Incredible Speed

25G Hybrid is a comprehensive line of digital matrix switchers, transmitters and receivers, which enhances switching with a powerful suite of diagnostic software tools. A true technology for the digital age, delivering a superior user experience.



MultiLayer Switching for the flexibility and freedom of independent signal switching per Media Layer.



Advanced audio functions with 3 different audio Layers: Embedded Audio, Forward Audio and Return audio.



Control signal management including RS-232, Ethernet, KVM and IR.

The data rate of the 25G Hybrid allows transferring and switching all existing standard video formats, establishing a reliable and future-proof platform for all signal management purposes. It is the world's first fully compatible HDMI and DisplayPort matrix switcher that also provides ARC functions, supports 4K resolutions and full 3D formats. 25G Hybrid offers MultiLayer Switching, where signals are handled on eight, separate Media Layers. Inside a 25G Hybrid router there are as many Media Layers as signal types, which are managed by a router each. Media Layers, in a sense, add a third dimension to switching inputs and outputs.



### Advanced GUI

25G Hybrid matrix switchers have a built-in front panel touch screen capable of showing the 25G control software with full control options. Unit information, crosspoint setup and switching, EDID Management, User & Room Management, maintenance, troubleshooting and every other tool is available on the front panel display.

The control interface for these routers has been designed to accomplish 3 main principles:

- **Simplicity.** Crosspoint switching has never been easier. By pressing the buttons on the touchscreen interface you can perform multiple switches. The colors and icons are very informative with meaningful details.
- **Seamless control.** Straightforward control interface for all of the inputs and outputs on all 8 Layers.
- **Exceptional diagnostics.** Maintain the strong diagnostic features already provided by present in Lightware architectures, such as Advanced EDID Management, Input Signal Analysis and the Frame Detector.



### Room Management

As the maximal crosspoint area in the 25G Hybrid routers is a large switching plane, we have introduced 'Room Management'. All the user-created virtual rooms can be programmed with their own sources and destinations, but can also share some resources if required. If, for example, you want to prohibit an operator in one room from accidentally making switches in another, the maximal crosspoint area can be divided into smaller virtual matrix switchers called 'rooms'.



### User Access

For security, a user password can be set to access system control.



### Reliability

The components used in this technology are industrial grade and typically designed for the telecom industry. All printed circuit boards are gold plated in order to achieve reliable and stable hardware performance. This technique results in better soldering and contact performance and eliminates corrosion problems caused by salt and humidity in naval military environments.



All boards that contain active electronic components are hot swappable. The front load design makes it easy to replace failed components. All fans and power supplies can also be replaced in a simple movement.



The 25G matrix routers are designed for 24/7 operation and optional redundant CPU and Power supplies can be also added for further reliability.



The 25G CPU stores the settings of all boards and sends backups for the second CPU. If the first CPU fails the second takes over automatically with the same settings. With the redundant power supplies N+1 and N+2 redundancies can be reached.



## 25G Hybrid Matrix Frame

**25G-FR160x160 / 25G-FR144x144 /  
25G-FR128x128 / 25G-FR120x120 /  
25G-FR160x80 / 25G-FR80x160**

Part No: 9121 0001 (FR160x160), 9121 0025 (FR144x144), 9121 0026 (FR128x128)  
9121 0002 (FR120x120), 9121 0003 (FR160x80), 9121 0004 (FR80x160)

The 25G-FR160x160 Frame handles up to 160 input and 160 output ports, making this frame one of the largest on the market. This frame manages signals on eight different Layers which creates a three-dimensional signal management structure.

The 25G frames can transmit video signals up to 4K resolution, support all 3D formats, handle forward audio, transmit USB-KVM, Ethernet, bi-directional RS-232/RS-422, IR and CEC signals. The intuitive graphical user interface offers easy and user-friendly control accessing all available features. Advanced EDID Management is included in the frame which is also HDCP compliant.

Changing the configuration is easy and quick, as all boards are hot swappable: the system can work 24/7 without delays. In case of a malfunction, it can easily be fixed without switching the matrix off. Redundant power supplies, CPU boards are also available for this frame for fail safe operation in mission critical applications.

This frame can be configured with 120x120, 128x128, 144x144, 80x160 and 160x80 crosspoints. Software upgrade for these frames is available in case the user wants to raise the capacity up to 160x160.

### Features:

- Multilayer signal management – signal switching in 3 dimensions
- 160x160, 120x120, 144x144, 128x128, 80x160, 160x80 video crosspoint versions
- 42 rack units high metal chassis
- Independent switching of audio and video
- USB KVM extension
- Built-in 320 port 100 Mbit Ethernet switch with 1 gigabit uplink
- Dual redundant CPU processor boards for fail safe operation
- Hot swappable components
- RS-232 / RS-422 bidirectional transmission and control
- IR and CEC transmission
- Intuitive GUI interface for easy handling of all functions
- Room Management
- Front panel touch screen
- Advanced error handling and logging with time code
- Combine non-HDCP and HDCP capable I/O boards in the same frame
- TCP/IP Ethernet control (multiple connections)
- Advanced EDID Management
- HDCP compliant
- Redundant power supplies – 24/7 secure operation
- Supports former LW protocols
- Barco Encore and Vista Spyder compatible
- Hybrid Modular technology



## 25G Hybrid 80x80 Crosspoint Matrix Frame

### 25G-FR80x80

Part No: 9121 0010

The 25G-FR80x80 frame handles 80 input and 80 output ports and manages the signals on eight different Layers resulting in a three-dimensional switching structure.

The 25G frames can transmit video signals up to 4K resolution, support all 3D formats, handle forward and return audio, transmit USB-KVM, Ethernet, bi-directional RS-232/RS-422, IR and CEC signals. The audio signals of the Forward and Return Audio Layers run through the same crosspoint which allows the user to switch Return Audio Signals to the Forward Audio Layer and vice-versa.

The intuitive graphical user interface offers easy and user-friendly control accessing all available features. Advanced EDID Management is included in the frame which is also HDCP compliant.

Changing the configuration is easy and quick, as each board are hot swappable: the system can work 24/7 without delays. In case of a malfunction, it can easily be fixed without switching the matrix off. Redundant power supplies, CPU boards are also available for this frame for fail safe operation in mission critical applications.

#### Features:

- Multilayer signal management – signal switching in 3 dimensions
- 80x80 video crosspoints
- 29 rack unit high metal chassis
- Independent switching of audio and video
- Same crosspoint for the Forward and Return audio layers
- USB KVM extension
- Built-in 160 port 100 Mbit Ethernet switch with 1 gigabit uplink
- Dual redundant CPU processor boards for fail safe operation
- Hot swappable components
- RS-232 / RS-422 bidirectional transmission and control
- IR and CEC transmission
- Intuitive GUI interface for easy handling of all functions
- Room Management
- Front panel touch screen
- Advanced error handling and logging with time code
- Combine non-HDCP and HDCP capable I/O boards in the same frame
- TCP/IP Ethernet control (multiple connections)
- Advanced EDID Management
- HDCP compliant
- Redundant power supplies – 24/7 secure operation
- Supports former LW protocols
- Barco Encore and Vista Spyder compatible
- Hybrid Modular technology



## Second CPU for Redundancy

### 25G-CPUB1

Part No: 9121 0005

#### Features:

- Configuration of all other boards
- Controller connection (LAN, RS-232)
- LW3, LW2 protocol
- Advanced logging
- Redundant – hot swappable

The CPU board, which controls the whole system, can be doubled in the frames. In this case the first CPU is actively operating while the second is a “hot spare”. If the main CPU fails, the second takes over the control instantly and reports the failure of the previous one.



## Additional Power Supply for Redundancy

### 25G-PSU-1600 (1200)

Part No: 9121 0006

#### Features:

- Up to N+2 redundancy
- 24/7 operation

Power supplies are arranged for N+1 or N+2 redundancy. Depending on the configuration, one or even two power lines can fail while the system remains active. In addition, our approach to power supplies is to ensure that the load never exceeds 60% of their maximum rated output level. These two features will go a long way to providing a robust system capable of 24/7 operation even in the harshest environments.



## MEDIA LAYERS

The second step of building a configuration is to find out which Layers the application requires. The Video Layer with the Embedded Audio is always included in the frame by default. If an application requires more Layers you can select from the seven Media Layer options. Selecting the Layers means deciding what type of signals the 25G router will have to handle.



### Video Layer with Embedded Audio included in the frame by default

#### Features:

- Up to 160 inputs and 160 outputs
- 3D formats supported
- Featured video signals: VGA (input only), Single-Link DVI, Dual-Link DVI, HDMI 1.4, 3G-SDI (input only), DisplayPort 1.1

The Video layer comprises of up to 160 video inputs and 160 video outputs.

The video could be analog VGA, Interlaced Composite Video, DVI, Dual-Link DVI, HDMI 1.4 with 3D, SDI, 3G-SDI and/or DisplayPort 1.1. No matter which video format you input, the pixels will be extended and switched by the 25G Hybrid router. Users can mix various video standards and any input signal can be switched to any output display.

The 25G Hybrid architecture has 3 different audio layers: Embedded Audio, Forward Audio and a Return Audio. The embedded audio lies within the 25G video layer itself, carrying up to 8 high definition audio channels. This audio is always routed with the video and runs from source to display.



### Forward Audio Layer **25G-LAYER-FWD-160** **25G-LAYER-FWD-80**

Part No: 9121 0008 (160), 9121 0016 (80)

#### Features:

- A fully separate audio channel
- Supports Stereo PCM, 5.1 Dolby Digital, 5.1 DTS and other audio formats

The Forward Audio channel is a second independent S/PDIF audio stream not related to the Embedded Audio. A separate S/PDIF matrix switch manages Stereo PCM, 5.1 Dolby Digital and DTS, and various other formats.

#### Examples

- You have a set-top box that outputs the HDMI video and audio. The same set-top box outputs the audio with a different language on its S/PDIF audio output. This box is connected to the 25G Hybrid network. Different customers can listen to the same content in different languages in different rooms.
- A media server is connected to the 25G Hybrid network inside the server room along with CD players and other equipment. The LCD displays are located in the demonstration rooms. On a certain display the picture may come from the media server, but the sound from the CD player.



### Return Audio Layer **25G-LAYER-RET-80**

Part No: 9121 0022

#### Features:

- A fully separate audio channel routed the opposite way to the Forward Audio Layer
- Supports Stereo PCM, 5.1 Dolby Digital, 5.1 DTS and other audio formats

Return Audio Layer creates the ability to send two different multichannel audio streams, one from source to display and another, a return channel in the opposite direction.

Audio Return Channel (ARC) was introduced by the HDMI 1.4 standard. This S/PDIF signal is sent in the opposite direction to the video signals. Usually displays send ARC to source devices - typically TV sound to audio receivers, or microphone sound from headsets to computers.

#### Examples

When using microphones in a KVM environment, the operator has an LCD display, 5.1 speakers, Keyboard, Mouse and a microphone. The microphone audio signal from his headset is sent in the opposite direction to the video and the embedded audio.



### Ethernet Layer

**25G-LAYER-ETH-160**  
**25G-LAYER-ETH-80**

Part No: 9121 0015 (160), 9121 0017 (80)

#### Features:

- 1 Gigabit uplink
- 100 Mbit connection for all matrix I/O ports
- Ethernet extension over TPS cable and OPTS/OPTM fiber
- Layer 2 Ethernet switch

All built-in 100 Mbit Ethernet ports can be used for controlling devices such as projectors and media players or can provide Ethernet access for all connected devices from a 1 Gigabit uplink. Ethernet, as with every other Layer, can be extended over a single fiber or single CAT cable.

25G Hybrid matrix architecture is the world's first fully compatible HDMI 1.4 matrix switcher that provides HEC and ARC functions, supports 4K resolutions and 3D formats.



### USB KVM Layer

**25G-LAYER-USB-KVM-160**  
**25G-LAYER-USB-KVM-80**

Part No: 9121 0014 (160), 9121 0021 (80)

#### Features:

- 2 USB HID devices per 25G I/O port
- Keyboard combinations for matrix control
- USB HUB can be connected to the outputs (Keyboard, Mouse, Smart Card)
- Point to point connections

With the USB KVM option, users can utilize the 25G Hybrid signal management for KVM matrix purposes. Up to 160 computers can be controlled by up to 160 operators. 25G allows point to point control. This method allows multiple operators to control one single computer or one operator to control multiple computers.



### IR Layer

**25G-LAYER-IR-160**  
**25G-LAYER-IR-80**

Part No: 9121 0011 (160), 9121 0018 (80)

#### Features:

- Full transparent platform
- Bidirectional transmission
- Point to point, point to multipoint connection and switching

Infrared is commonly used for remote control based applications. This Media Layer helps maintain the structure of the overall AV system. Third party control systems may send IR control commands to endpoints turning them on and off or switching their inputs.



### Consumer Electronics Control Layer

**25G-LAYER-CEC-160**  
**25G-LAYER-CEC-80**

Part No: 9121 0013 (160), 9121 0020 (80)

#### Features:

- Point to point, point to multipoint connection and switching
- Full transparent platform
- Command injections
- CEC device discovery

Consumer Electronics Control (CEC) is also commonly used for remote control based applications like IR. Third party control systems can also send CEC control commands to endpoints turning them on and off or switching their inputs. CEC was introduced by HDMI standard, and is a bi-directional CEC channel.

We can link sources and destinations via CEC communication while the router itself can initiate its own commands for example: „SYSTEM ON“ or „STANDBY“ commands.



### RS-232 & RS-422 Control Layer

**25G-LAYER-RS-232-160**  
**25G-LAYER-RS-232-80**

Part No: 9121 0012 (160), 9121 0019 (80)

#### Features:

- Full transparent platform
- Bidirectional transmission
- Configurable baud rates per port (any user specified)
- Input baud rate could be different from output baud rate
- Standards: 9600, 14400, 19200, 38400, 57600, 115200

Full duplex bi-directional, more robust and more reliable than IR, RS- 232 and RS-422 have become the standard control media for professional AV systems. The 25G Hybrid architecture is a fully transparent platform for RS-232 and RS-422 control signals. Ports can be linked together or handled separately, allowing any third-party control systems to be connected.

## INPUT AND OUTPUT BOARDS

When we have selected the frame and picked the layers the third step is to populate the matrix with the Input and Output boards.

### 4K DVI-D Input Board **25G-8DVID2-IB series**

Part No: 9122 0019



25G-8DVID2-IB provides fully transparent HDMI 1.4 connectivity to the latest high-end digital sources including 3D between the endpoints.

#### Features:

- HDMI 1.4, DVI and HDCP 1.4 compliant
- 8 DVI-D input connectors
- Resolutions up to 4K / UHD (30Hz RGB or YCbCr 4:4:4)
- 3D signal support
- 36-bit Deep Color support
- Static EDID emulation with EDIDs from the Advanced EDID Management system
- Available video test patterns
- Pass-through of HDMI 1.4 embedded uncompressed LPCM audio and compressed audio (AAC, ATRAC, DTS, DTS ES, DTS-HD, Dolby Digital, Dolby Digital EX, Dolby Digital Plus, Dolby Digital Surround EX, Dolby Digital TrueHD, DST, MPEG1 Layer 1, MPEG1 Layer2, MPEG1 Layer 3, MPEG2, WMA Pro)
- Embedding or de-embedding of two-channel LPCM, Dolby Digital, Dolby Digital EX, Dolby Digital Plus, Dolby Digital Surround EX, DTS, DTS ES
- Pixel Accurate Reclocking
- 30m input cable equalization at 1080p60Hz on all inputs





## 4K DVI-D Input Board with KVM

### 25G-8DVID2-K2-IB

Part No: 9122 0058

#### Additional Features:

- Handles two USB 2.0 HID devices per port
- USB-B connector per port with integrated USB HUB



## 4K DVI-D Input Board with Digital Audio

### 25G-8DVID2-A2-IB

Part No: 9122 0048

#### Additional Features:

- Bi-directional S/PDIF breakout for every port



## 4K DVI-D Input Board with Analog Audio

### 25G-8DVID2-A3-IB

Part No: 9122 0047

#### Additional Features:

- Bi-directional, configurable analog stereo ports with 5-pole Phoenix connector



## 4K DVI-D Input Board with Digital Audio and KVM

### 25G-8DVID2-A2K2-IB

Part No: 9122 0059

#### Additional Features:

- Bi-directional S/PDIF breakout for every port
- USB-B connector per port with integrated USB HUB



## 4K DVI-D Input Board with Analog Audio and KVM

### 25G-8DVID2-A3K2-IB

Part No: 9122 0060

#### Additional Features:

- Bi-directional, configurable analog stereo ports with 5-pole Phoenix connector
- USB-B connector per port with integrated USB HUB

## 4K HDMI Input Board

### 25G-8HDMI2-IB

Part No: 9122 0057



25G-8HDMI2-IB provides fully transparent HDMI 1.4 connectivity to the latest high-end digital sources including Audio Return Channel and 3D functions.

#### Features:

- HDMI 1.4 and HDCP 1.4 compliant
- Resolutions up to 4K / UHD (30Hz RGB or YCbCr 4:4:4)
- 3D signal support
- 36-bit Deep Color support
- Available video test patterns
- Static EDID emulation with EDIDs from the Advanced EDID Management system
- Pass-through of HDMI 1.4 embedded uncompressed LPCM audio and compressed audio (AAC, ATRAC, DTS, DTS ES, DTS-HD, Dolby Digital, Dolby Digital EX, Dolby Digital Plus, Dolby Digital Surround EX, Dolby Digital TrueHD, DST, MPEG1 Layer 1, MPEG1 Layer2, MPEG1 Layer 3, MPEG2, WMA Pro)
- Embedding or de-embedding of 2-channel LPCM, Dolby Digital, Dolby Digital EX, Dolby Digital Plus, Dolby Digital Surround EX, DTS, DTS ES
- Pixel Accurate Reclocking
- 30m input cable equalization at 1080p 60Hz on all inputs
- Audio Return Channel support
- CEC support



**4K HDMI Input Board with KVM**

**25G 8HDMI2-K2-IB**

Part No: 9122 0064

**Additional Features:**

- Handles two USB 2.0 HID devices per port
- USB-B connector per port with integrated USB HUB



**4K HDMI Input Board with Digital Audio**

**25G-8HDMI2-A2-IB**

Part No: 9122 0028

**Additional Features:**

- S/PDIF breakout for every port



**4K HDMI Input Board with Analog Audio**

**25G-8HDMI2-A3-IB**

Part No: 9122 0029

**Additional Features:**

- Bi-directional, configurable analog stereo ports with 5-pole Phoenix connector



**4K HDMI Input Board with Digital Audio and KVM**

**25G-8HDMI2-A2K2-IB**

Part No: 9122 0065

**Additional Features:**

- Handles two USB 2.0 HID devices per port
- S/PDIF breakout for every port



**4K HDMI Input Board with Analog Audio and KVM**

**25G-8HDMI2-A3K2-IB**

Part No: 9122 0066

**Additional Features:**

- Bi-directional, configurable analog stereo port with 5-pole Phoenix connector
- Handles two USB 2.0 HID devices per port

## 4K TPS Input Board with PoE Option **25G-8TPS2-IB**

Part No: 9122 0067



Featuring eight HDBaseT™ input ports, this board is compatible with the full range of Lightware TPS extenders and HDBaseT compliant third party transmitters.

### Features:

- Resolutions up to 4K / UHD (30Hz RGB or YCbCr 4:4:4)
- Pass-through of 4:2:0 3840x2160@60 Hz video input
- Support for HDMI 1.4 embedded uncompressed LPCM audio or compressed high bitrate audio (LPCM, AC-3, MPEG1 Layer 1, MPEG1 Layer2, MPEG1 Layer 3, MPEG2, AAC, DTS, ATRAC, Dolby Digital+, DTS-HD, Dolby Digital TrueHD, DST, and WMA Pro, Dolby Digital EX, Dolby Digital Surround EX)
- De-embedding of IEC 60958-1 (only stereo LPCM), and IEC 61937 (only AC-3, Dolby Digital Plus, Dolby Digital EX, Dolby Digital Surround EX, DTS, DTS ES)
- Video test pattern generation
- Cable length and link quality estimation
- Frame detector functionality with frame rate, color space, pixel clock rate, and active and total area detection
- HDCP 1.4 support
- Deep color support for up to 36 bpp
- Automatic Ethernet only mode support when an Ethernet only device is connected
- Extension for up to 170 meters over CAT6a or CAT7 depending on the video clock used

HDBaseT™ and the HDBaseT Alliance logo are trademarks of the HDBaseT Alliance



**4K TPS Input Board with Remote Powering**  
**25G-8TPS2-P1-IB**

Part No: 9122 0070

**Additional Features:**

- Remote powering according to IEEE 802.3af-2003 with increased output power



**4K TPS Input Board with Digital Audio**  
**25G-8TPS2-A2-IB**

Part No: 9122 0068

**Additional Features:**

- Bi-directional S/PDIF breakout for every port



**4K TPS Input Board with Analog Audio**  
**25G-8TPS2-A3-IB**

Part No: 9122 0069

**Additional Features:**

- Bi-directional, configurable analog stereo ports with 5-pole Phoenix connector



**4K TPS Input Board with Digital Audio and Remote Powering**  
**25G-8TPS2-A2P1-IB**

Part No: 9122 0071

**Additional Features:**

- Bi-directional S/PDIF breakout for every port
- Remote powering according to IEEE 802.3af-2003 with increased output power



**4K TPS Input Board with Analog Audio and Remote Powering**  
**25G-8TPS2-A3P1-IB**

Part No: 9122 0072

**Additional Features:**

- Bi-directional, configurable analog stereo ports with 5-pole Phoenix connector
- Remote powering according to IEEE 802.3af-2003 with increased output power

## 4K Singlemode Optical Input Board

### 25G-8OPTS2-IB- LC, -SC, -ST, -NT

Part No: 9122 0049 (NT), 9122 0050 (LC), 9122 0051 (ST) 9122 0052 (SC)



25G-8OPTS2-IB-LC, -SC, -ST, -NT is a 4K compatible fiber optical input board for the 25G router family and available with a variety of fiber optical connectors LC, SC, ST or Neutrik OpticalCON. These optical boards can extend up to 10.000m distance with singlemode fiber technology. The OPTS technology provides a transparent medium for all existing video, audio and control signal formats according to the 25G multilayer architecture (Video, Audio, Ethernet, USB KVM, RS-232, IR and CEC transmission), and allows the extension from MODEX transmitter units.

#### Features:

- Up to 10 km extension distance
- Video and audio transmission
- Ethernet, USB KVM, RS-232, IR, CEC transmission
- Extension from MODEX transmitters
- Resolutions up to 4K x 2K @ 30Hz, 2560 x 1440 (WQXGA) @ 60 Hz YCbCr 4:2:2
- Deep color support up to 1920 x 1080 @ 36 bit, 60 Hz

#### Supported Maximum Resolutions at the Input Board

Resolution	Bit Depth	Color Space
1080p@50/60Hz	24-36 bit	RGB/YUV 4:4:4
1080p@120Hz	24 bit	YUV 4:2:2
3840x2160@24Hz	24 bit	YUV 4:2:2
3840x2160@30Hz	24 bit	YUV 4:2:2
3840x2160@50/60Hz	Not supported	


### 4K Multimode Optical Input Board

#### 25G-8OPTM2-IB- LC, -SC, -ST, -NT

Part No: 9122 0045 (NT), 9122 0053 (ST), 9122 0054 (LC), 9122 0055 (LC)



25G-8OPTM2-IB-NT



25G-8OPTM2-IB-SC



25G-8OPTM2-IB-LC



25G-8OPTM2-IB-ST

25G-OPTM2-IB-LC, -SC, -ST, -NT is a 4K compatible fiber optical input board for the 25G matrix family and available with a variety of fiber optical connectors LC, SC, ST or Neutrik OpticalCON. These optical boards can extend up to a 300m distance with Multimode fiber technology. The OPTM technology provides a transparent medium for video, audio, Ethernet, USB KVM, RS-232, IR and CEC data according to the 25G multilayer architecture, and allows the extension from MODEX transmitter units.

#### Features:


- Resolutions up to 4K / UHD (30Hz YCbCr 4:2:2)
- Up to 300m extension distance
- Video and audio transmission
- Ethernet, USB KVM, RS-232, IR, CEC transmission
- Extension from MODEX transmitters
- 3D signal support
- 36-bit Deep Color support for up to 1080p@60 Hz

#### Supported Maximum Resolutions at the Input Board

Resolution	Bit Depth	Color Space
1080p@50/60Hz	24-36 bit	RGB/YUV 4:4:4
1080p@120Hz	24 bit	YUV 4:2:2
3840x2160@24Hz	24 bit	YUV 4:2:2
3840x2160@30Hz	24 bit	YUV 4:2:2
3840x2160@50/60Hz	Not supported	

**4K DVI-D Output Board**  
**25G-8DVID2-OB**

Part No: 9123 0013



25G-8DVID2-OB provides fully transparent HDMI 1.4 connectivity to the latest high-end digital sources including 3D between the endpoints.

**Features:**

- HDMI 1.4, DVI and HDCP 1.4 compliant
- Resolutions up to 4K / UHD (30Hz RGB or YCbCr 4:4:4)
- 3D signal support
- 36-bit Deep Color support
- 30m copper cable compensation
- Submission of EDID information read from the sink to the Advanced EDID Management system
- Available video test patterns
- Pass-through of HDMI 1.4 embedded uncompressed LPCM audio and compressed audio (AAC, ATRAC, DTS, DTS ES, DTS-HD, Dolby Digital, Dolby Digital EX, Dolby Digital Plus, Dolby Digital Surround EX, Dolby Digital TrueHD, DST, MPEG1 Layer 1, MPEG1 Layer2, MPEG1 Layer 3, MPEG2, WMA Pro)
- Embedding or de-embedding of two-channel LPCM, Dolby Digital, Dolby Digital EX, Dolby Digital Plus, Dolby Digital Surround EX, DTS, DTS ES
- Standard compliant output



**4K DVI-D Output Board with Digital Audio**  
**25G-8DVID2-A2-OB**

Part No: 9123 0034

**Additional Features:**

- Bi-directional S/PDIF breakout for every port



**4K DVI-D Output Board with Analog Audio**  
**25G-8DVID2-A3-OB**

Part No: 9123 0033

**Additional Features:**

- Bi-directional, configurable analog stereo ports with 5-pole Phoenix connector



**4K HDMI Output Board**  
**25G-8HDMI2-OB**

Part No: 9123 0044



25G-8DVID2-OB provides fully transparent HDMI 1.4 connectivity to the latest high-end digital sources including 3D between the endpoints.

**Features:**

- HDMI 1.4, DVI and HDCP 1.4 compliant
- Resolutions up to 4K / UHD (30Hz RGB or YCbCr 4:4:4)
- 3D signal support
- 36-bit Deep Color support
- 30m copper cable compensation
- Submission of EDID information read from the sink to the Advanced EDID Management system
- Available video test patterns
- Pass-through of HDMI 1.4 embedded uncompressed LPCM audio and compressed audio (AAC, ATRAC, DTS, DTS ES, DTS-HD, Dolby Digital, Dolby Digital EX, Dolby Digital Plus, Dolby Digital Surround EX, Dolby Digital TrueHD, DST, MPEG1 Layer 1, MPEG1 Layer2, MPEG1 Layer 3, MPEG2, WMA Pro)
- Embedding or de-embedding of two-channel LPCM, Dolby Digital, Dolby Digital EX, Dolby Digital Plus, Dolby Digital Surround EX, DTS, DTS ES
- Standard compliant output



**4K HDMI Output Board with Digital Audio**  
**25G-8HDMI2-A2-OB**

Part No: 9123 0016

**Additional Features:**

- Bi-directional S/PDIF breakout for every port



**4K HDMI Output Board with Analog Audio**  
**25G-8HDMI2-A3-OB**

Part No: 9123 0017

**Additional Features:**

- Bi-directional, configurable analog stereo ports with 5-pole Phoenix connector

## 4K TPS Output Board with PoE Option

### 25G-8TPS2-OB

Part No: 9123 0045



Featuring eight HDBaseT™ output ports, the board is compatible with the full range of Lightware TPS extenders and HDBaseT compliant 3rd party receivers. The HDBaseT technology provides a transparent medium for all video, audio, data and control signals in line with the 25G multilayer architecture and allows for a cost effective extension solution for up to 160 meters.

#### Features:

- Resolutions up to 4K / UHD (30Hz RGB or YCbCr 4:4:4)
- Pass through of 4:2:0 3840x2160@60 Hz video
- Support for HDMI 1.4 embedded uncompressed LPCM audio or compressed high bitrate audio (LPCM, AC 3, MPEG1 Layer 1, MPEG1 Layer2, MPEG1 Layer 3, MPEG2, AAC, DTS, ATRAC, Dolby Digital+, DTS HD, Dolby Digital TrueHD, DST, and WMA Pro, Dolby Digital EX, Dolby Digital Surround EX)
- De-embedding of IEC 60958 1 (only stereo LPCM), and IEC 61937 (only AC 3, Dolby Digital Plus, Dolby Digital EX, Dolby Digital Surround EX, DTS, DTS ES)
- Video test pattern generation
- Cable length and link quality estimation
- Frame detector functionality with frame rate, color space, pixel clock rate, and active and total area detection
- HDCP 1.4 support
- Deep color support for up to 36 bpp
- Automatic Ethernet only mode support when an Ethernet only device is connected
- Extension for up to 160 meters over CAT6a or CAT7 depending on the video clock used

HDBaseT™ and the HDBaseT Alliance logo are trademarks of the HDBaseT Alliance



### 4K TPS Output Board with Remote Powering **25G-8TPS2-P1-OB**

Part No: 9123 0048

#### Additional Features:

- Remote powering according to IEEE 802.3af-2003 with increased output power



### 4K TPS Output Board with Digital Audio **25G-8TPS2-A2-OB**

Part No: 9123 0046

#### Additional Features:

- Bi-directional S/PDIF breakout for every port



### 4K TPS Output Board with Analog Audio **25G-8TPS2-A3-OB**

Part No: 9123 0047

#### Additional Features:

- Bi-directional, configurable analog stereo ports with 5-pole Phoenix connector



### 4K TPS Output Board with Digital Audio and Remote Powering **25G-8TPS2-A2P1-OB**

Part No: 9123 0049

#### Additional Features:

- Bi-directional S/PDIF breakout for every port
- Remote powering according to IEEE 802.3af-2003 with increased output power



### 4K TPS Output Board with Analog Audio and Remote Powering **25G-8TPS2-A3P1-OB**

Part No: 9123 0050

#### Additional Features:

- Bi-directional, configurable analog stereo ports with 5-pole Phoenix connector
- Remote powering according to IEEE 802.3af-2003 with increased output power

## 4K Singlemode Optical Output Board

### 25G-80PTS2-OB- LC, -SC, -ST, -NT

Part No: 9123 0035 (NT), 9123 0036 (LC), 9123 0037 (ST), 9123 0038 (SC)



25G-80PTS2-OB-LC, -SC, -ST, -NT is a 4K compatible fiber optical output board for the 25G matrix family available with LC, SC, ST or Neutrik OpticalCON. type fiber optical connectors. These optical boards can extend up to a 10,000m distance using singlemode fiber technology. The OPTS technology provides a transparent medium for video, audio, Ethernet, USB KVM, RS-232, IR and CEC data according to the 25G multilayer architecture and allows the extension to MODEX receiver units.

#### Features:

- Resolutions up to 4K / UHD (30Hz YCbCr 4:2:2)
- Up to 10km extension distance
- Video and audio transmission
- Ethernet, USB KVM, RS-232, IR, CEC transmission
- Extension to MODEX receivers
- 3D signal support
- 36-bit Deep Color support for up to 1080p60

#### Supported Maximum Resolutions at the Output Board

Resolution	Bit Depth	Color Space
1080p@50/60Hz	24-36 bit	RGB/YUV 4:4:4
1080p@120Hz	24 bit	YUV 4:2:2
3840x2160@24Hz	24 bit	YUV 4:2:2
3840x2160@30Hz	24 bit	YUV 4:2:2
3840x2160@50/60Hz	Not supported	

4K Compatible Multimode Optical Output Board

25G-8OPTM2-OB- LC, -SC, -ST, -NT

Part No: 9123 0031 (NT), 9123 0041 (SC), 9123 0039 (ST) 9123 0040 (LC)



25G-8OPTM2-OB-LC, -SC, -ST, -NT is a 4K compatible fiber optical output board for the 25G matrix family and available with a variety of fiber optical connectors: LC, SC, ST or Neutrik OpticalCON. These optical boards can extend up to a 300m distance with Multimode fiber technology. The OPTM technology provides a transparent medium for video, audio, Ethernet, USB KVM, RS-232, IR and CEC data according to the 25G multilayer architecture. It also allows extension to MODEX receiver units.

Features:

- Resolutions up to 4K / UHD (30Hz YCbCr 4:2:2)
- Up to 240 m extension distance
- Video and audio transmission
- Ethernet, USB KVM, RS-232, IR, CEC transmission
- Extension to MODEX receivers
- 3D signal support
- 36-bit Deep Color support for up to 1080p@60Hz

Supported Maximum Resolutions at the Output Board

Resolution	Bit Depth	Color Space
1080p@50/60Hz	24-36 bit	RGB/YUV 4:4:4
1080p@120Hz	24 bit	YUV 4:2:2
3840x2160@24Hz	24 bit	YUV 4:2:2
3840x2160@30Hz	24 bit	YUV 4:2:2
3840x2160@50/60Hz	Not supported	

There are six main types of 25G compatible boards available at request, please enquire at a Lightware sales or distributor office. The available 25G MX boards are the following:

25G-MX-3GSDI-IB	25G MX 3GSDI Input Board
25G-MX-DVII-HDCP-IB	25G MX DVII HDCP Input Board
25G-MX-DVI-OPT-IB-LC-NT-SC-ST	25G MX DVI Optical Input Board
25G-MX-HDMI-OPT-IB-LC-NT-SC-ST	25G MX HDMI Optical Input Board
25G-MX-DVI-OPT-OB-LC-SC-ST	25G MX DVI Optical Output Board
25G-MX-HDMI-OPT-OB-LC-NT-SC-ST	25G MX HDMI Optical Output Board

**SCALABILITY**  
Has a New Name

**UBEX**



**Uncompressed Video Over IP**

visual engineering  
**LIGHTWARE**

[lightware.com/ubex](http://lightware.com/ubex)

### **Lightware Headquarters**

Peterdy 15, Budapest H-1071, Hungary  
Tel: +36 1 255 3800  
sales@lightware.com | support@lightware.com | www.lightware.com

### **Lightware Visual Engineering Asia**

Unit A, 9/F, Hang Seng Ctr. 95-97 Tung Chau Street Tai Kok Tsui, Kowloon, Hong Kong  
Tel: + 852 3590 9075  
Mob: +852 3586 2336  
sales.asia@lightware.com | support.asia@lightware.com

### **Lightware Visual Engineering Australia & New Zealand**

Unit 18, Leighton Industrial area, 22 Leighton Place, Hornsby, Sydney, NSW, 2077  
Tel : +(02) 9476 8850  
Mob : +61 437 307 577  
sales.anz@lightware.com | support.anz@lightware.com

### **Lightware Visual Engineering Benelux**

1218 EB Hilversum, Krekelmeent 38  
Tel: +31 35 631 3295  
sales.nl@lightware.com | support.nl@lightware.com

### **Lightware Visual Engineering Iberia**

C/San Bernardo, 107, 28015 Madrid, Spain  
Mob: +34 652 99 70 53  
sales.iberia@lightware.com | support.iberia@lightware.com

### **Lightware Visual Engineering India**

No-1AAC-214, G Floor, East of NGEF Layout, Kasturinaragar, Bangalore - 560043, India  
Tel: 91 984 5555 4847  
india@lightware.com

### **Lightware Visual Engineering Italy & Malta**

Via Mons. Bagnoli, 49 67051 Avezzano (AQ)  
Tel: +39 086 345 1738  
Mob: +39 392 281 9135  
italy@lightware.com | support.taly@lightware.com

### **Lightware Visual Engineering Middle East**

P.O. Box 410595, Techno Point 223, Silicon Oasis, Dubai, UAE  
Tel: +9714 3336072  
Mob: +971 50 2449964  
sales.me@lightware.com | support.me@lightware.com

### **Lightware Visual Engineering Nordics**

Järnvågsgatan 3, 413 27 Gothenburg, Sweden  
Tel: +46 708 409999  
sales.nordics@lightware.com | support.nordics@lightware.com

### **Lightware Visual Engineering North America**

40 Engelwood Drive Suite C, Lake Orion, MI 48359 USA  
Tel: +1 888 587 5587  
sales.na@lightware.com | support@lightware.com

### **Lightware Visual Engineering Singapore**

351 Jalan Besar, Reliance Building, #02-01, Singapore 208988  
Tel: +65 9793 5599  
edmund.chan@lightware.com

### **Lightware Visual Engineering UK & Ireland**

Dunley Hill Court, Ranmore, Dorking, Surrey, RH5 6SX  
Tel: +44(0) 1483 28 13 10  
Mob: +44(0) 7557 788 519  
sales.uk@lightware.com | support.uk@lightware.com